

arteferro

ARTEFERRO INOX

THE STAINLESS STEEL RAILING SYSTEM



Un appropriato utilizzo degli elementi modulari che compongono la vasta gamma del "SYSTEMA INOX", (prodotta interamente e direttamente da IND.I.A. S.P.A.) permettono di creare con estrema semplicità e senza perdite di tempo, qualsiasi tipo di ringhiera di scale con risultati di estrema eleganza, offrendo nel contempo una notevole varietà di soluzioni realizzabili.

Il "SYSTEMA INOX" permette di lavorare con una velocità oggi ancora ineguagliata. Non è più necessario saldare, molare, decapare, lucidare e passivare; i singoli pezzi vengono assemblati gli uni agli altri grazie ad un sistema di inserimento ad incastro simile a quello usato nell'industria aeronautica e utilizzando le speciali colle high-tech che completano la gamma della linea "SYSTEMA INOX", si possono bloccare permanentemente. Ind.i.a. spa ha creato con questo sistema per ringhiere un punto focale nell'architettura. Si tratta di un elemento di composizione irrinunciabile per l'architettura moderna poiché si ambienta molto bene negli edifici di nuova concezione; è un prodotto altamente tecnologico, facile da gestire inserendosi in un modello estetico che si sta espandendo molto velocemente in tutto il mondo.

A proper use of the modular elements that make up the wide range of the "SYSTEMA INOX" (entirely and directly produced by IND.I.A. S.P.A.) allows to create very easily and with no waste of time any type of banister. The result would be extremely elegant and will offer at the same time the chance to realize many solutions. The "SYSTEMA INOX" allows to work at a speed unmatched so far. There is no more need to weld, grind, pickle, mirror polish nor passivate the pieces. They are assembled thanks to a joint insertion system similar to the one used in the aviation industry and to special high-tech glues that complete the range of the "SYSTEMA INOX" line. Therefore, such pieces can be fixed permanently.

With such system for banisters, Ind.i.a. spa created a focal point in the architecture. As a matter of fact, the modern architecture cannot do without such composition element since it perfectly suits the new generation buildings. Furthermore, it is an extremely high-tech product easy to handle as it fits in an aesthetic model that is quickly spreading all over the world.



 **ind.i.a.**^{® S.P.A.}
industria italiana arteferro



Richiedeteci il nostro
catalogo completo
*Ask for our
complete catalogue*

www.arteferro.com



AISI 304	AISI 316	Iron	Dimensioni Dimensions
E0011	E4806	I0011	Ø 33,7 x 2,0 x 3000 mm
E0011/6000	E4806/6000	I0011/6000	Ø 33,7 x 2,0 x 6000 mm
E001	E4801	I001	Ø 42,4 x 2,0 x 3000 mm
E001/6000	E4801/6000	I001/6000	Ø 42,4 x 2,0 x 6000 mm
EV005/6000	EV4851/6000		Ø 12 x 0,5 x 6000 mm
EV0050/6000	EV4852/6000		Ø 14 x 0,5 x 6000 mm
EV105/6000	EV5851/6000		Ø 12 x 1,5 x 6000 mm
EV1050/6000	EV5852/6000		Ø 14 x 1,5 x 6000 mm



AISI 304	AISI 316	Iron	Dimensioni Dimensions
E0052	E4849		Ø 8 x 3000 mm
E0052/6000	E4849/6000		Ø 8 x 6000 mm
E0051	E4850	I0051	Ø 10 x 3000 mm
E0051/6000	E4850/6000	I0051/6000	Ø 10 x 6000 mm
E005	E4851	I005	Ø 12 x 3000 mm
E005/6000	E4851/6000	I005/6000	Ø 12 x 6000 mm
E0050	E4852		Ø 14 x 3000 mm
E0050/6000	E4852/6000		Ø 14 x 6000 mm



AISI 304	AISI 316	Dimensioni Dimensions
E4000406	E4010406	40 x 6 x 4000 mm



AISI 304	Lunghezza Lenght	3000 mm	AISI 304	Lunghezza Lenght	6000 mm
E00152020	20 x 20 x 1,5 mm		E06152020	20 x 20 x 1,5 mm	
E00202525	25 x 25 x 2,0 mm		E06202525	25 x 25 x 2,0 mm	
E00203030	30 x 30 x 2,0 mm		E06203030	30 x 30 x 2,0 mm	
E00204040	40 x 40 x 2,0 mm		E06204040	40 x 40 x 2,0 mm	
E00205050	50 x 50 x 2,0 mm		E06205050	50 x 50 x 2,0 mm	
E00206060	60 x 60 x 2,0 mm		E06206060	60 x 60 x 2,0 mm	

AISI 316	Lunghezza Lenght	3000 mm	AISI 316	Lunghezza Lenght	6000 mm
E10152020	20 x 20 x 1,5 mm		E16152020	20 x 20 x 1,5 mm	
E10202525	25 x 25 x 2,0 mm		E16202525	25 x 25 x 2,0 mm	
E10203030	30 x 30 x 2,0 mm		E16203030	30 x 30 x 2,0 mm	
E10204040	40 x 40 x 2,0 mm		E16204040	40 x 40 x 2,0 mm	
E10205050	50 x 50 x 2,0 mm		E16205050	50 x 50 x 2,0 mm	
E10206060	60 x 60 x 2,0 mm		E16206060	60 x 60 x 2,0 mm	

AISI 316	Lunghezza Lenght	3000 mm	AISI 316	Lunghezza Lenght	6000 mm
E10203020	30 x 20 x 2,0 mm		E16203020	30 x 20 x 2,0 mm	
E10204020	40 x 20 x 2,0 mm		E16204020	40 x 20 x 2,0 mm	
E10204030	40 x 30 x 2,0 mm		E16204030	40 x 30 x 2,0 mm	
E10205030	50 x 30 x 2,0 mm		E16205030	50 x 30 x 2,0 mm	
E10206040	60 x 40 x 2,0 mm		E16206040	60 x 40 x 2,0 mm	




AISI 304	AISI 316	Iron	Per tubo For tube
E0212	E0212316	I0212	Ø 33,7 x 2,0 mm
E0213	E0213316	I0213	Ø 42,4 x 2,0 mm



AISI 304	AISI 316	Iron	Dimensioni Dimensions
E403304	E403	I403	Ø 100 x 6 mm e 3 fori/holes Ø 11 mm
E404304	E404	I404	100 x 100 x 6 mm e 4 fori/holes Ø 11 mm



AISI 316	Per tubo For tube
E4482	Ø 33,7 x 2,0 mm
E4483	Ø 42,4 x 2,0 mm



AISI 304	AISI 316	Dimensioni Dimensions
E021200	E021200316	Disco Ø 100 x 6 mm, 3 fori svasati Ø 11 mm Disc has 100 x 100 x 6 mm dia, with 3 holes 11 mm dia




AISI 304	AISI 316	Per rondino For round bar
E021310	E021310316	8 mm
E021320	E021320316	10 mm
E021330	E021330316	12 mm



ALUMINIUM

Per tubo
For tube

E0131	Ø 33,7 x 2,0 mm
E013	Ø 42,4 x 2,0 mm



ALUMINIUM

Per tubo
For tube

E0141	Ø 33,7 x 2,0 mm
E014	Ø 42,4 x 2,0 mm



AISI 316

Per tubo
For tube

E2066	Ø 33,7 x 2,0 mm
E456	Ø 42,4 x 2,0 mm



AISI 316

Per tubo
For tube

E4560	Ø 33,7 x 2,0 mm
E4561	Ø 42,4 x 2,0 mm



AISI 316

Per tubo
For tube

E4565	Ø 33,7 x 2,0 mm
E4566	Ø 42,4 x 2,0 mm



AISI 304

AISI 316

E112/70	E112/70316
---------	------------



AISI 316

Per tubo
For tube

E405	Ø 33,7 x 2,0 mm
E406	Ø 42,4 x 2,0 mm



AISI 304

AISI 316

Iron

Per tubo
For tube

E11410	E11410316	I11410	Ø 33,7 x 2,0 mm
E11420	E11420316	I11420	Ø 42,4 x 2,0 mm
E11440	E11440316		Superficie piana Flat face



AISI 304

AISI 316

Iron

Per tubo
For tube

E11510	E11510316	I11510	Ø 33,7 x 2,0 mm
E11520	E11520316	I11520	Ø 42,4 x 2,0 mm



AISI 304

AISI 316

Per tubo
For tube

E116	E116316	Ø 42,4 x 2,0 mm
------	---------	-----------------




AISI 304

AISI 316

Dimensioni
Dimensions

E112	E112316	140 x 40 x 35 mm
------	---------	------------------



AISI 304

AISI 316

Iron

Per tubo
For tube

A			
E40010/304	E40010	Ø 33,7 mm	
E400/304	E400	I400	Ø 42,4 mm
E40020/304	E40020		Superficie piana Flat face

A

B			
E40110/304	E40110	Ø 33,7 mm	
E401/304	E401	Ø 42,4 mm	
E40120/304	E40120		Superficie piana Flat face

B



A



Ø 125 x 8



B



Ø 100 x 6

AISI 304

AISI 316

Iron

Per tubo
For tube

A			
E111	E111316	I111	Ø 42,4 x 2,0 mm
E111/337	E111/337316		Ø 33,7 x 2,0 mm

A

B			
E113	E113316	I113	Ø 42,4 x 2,0 mm
E113/337	E113/337316	I113/337	Ø 33,7 x 2,0 mm
E1110	E1110316		Superficie piana Flat face

B



AISI 304

AISI 316

Iron

Per tubo
For tube

E1111	E1111316	I1111	Ø 33,7 x 2,0 mm
E1112	E1112316	I1112	Ø 42,4 x 2,0 mm



AISI 304

AISI 316

Iron

Per tubo
For tube

E1113	E1113316	I1113	Ø 33,7 x 2,0 mm
E1114	E1114316	I1114	Ø 42,4 x 2,0 mm




AISI 304	AISI 316	Iron	Per tubo For tube
E11310	E11310316	I11310	Ø 33,7 x 2,0 mm
E11320	E11320316	I11320	Ø 42,4 x 2,0 mm
E11340	E11340316		Superficie piana Flat face




AISI 304	Per tubo For tube
E117	Ø 42,4 x 2,0 mm



AISI 304	AISI 316	Iron	D
E060	E060316		Ø 33 x 4 mm
E061	E061316		Ø 42 x 4 mm
E062	E062316		Ø 48 x 4 mm
E063	E063316		Ø 60 x 4 mm
E0631	E4753		Ø 70 x 6 mm
E064	E064316	I064	Ø 80 x 4 mm
E065	E065316	I065	Ø 100 x 4 mm
E066	E066316		Ø 100 x 6 mm
E069	E069316		Ø 120 x 6 mm



AISI 304	AISI 316	Iron	D
E0680	E0680316		Ø 70 x 6 mm
E0681	E0681316	I0681	Ø 80 x 6 mm
E0682	E0682316	I0682	Ø 100 x 6 mm
E0683	E0683316		Ø 120 x 6 mm




AISI 304	AISI 316	Iron	C
E0690	E4754	I0690	Ø 10,5 mm
E0690/D	E4754/D	I0690/D	Ø 10,5 mm

Fori con svassi e perimetro bisellato
Countersunk holes and chamfered perimeter



AISI 304	AISI 316	Iron	D	Fori esterni External holes	Foro centrale Central hole
E0695	E4755	I0695	Ø 70 x 6 mm	3 x Ø 9 mm	Ø 10,5 mm
E0695/D	E4755/D	I0695/D	Ø 70 x 6 mm	3 x Ø 9 mm	Ø 10,5 mm
E0700	E0700316		Ø 100 x 6 mm	3 x Ø 9 mm	Ø 13 mm

Fori con svassi e perimetro bisellato
Countersunk holes and chamfered perimeter



AISI 304	AISI 316	D	Foro centrale Central hole
E0600	E0600316	Ø 100 x 6 mm	Ø 13 mm



AISI 304	AISI 316	Iron	D	Fori esterni External holes	Foro centrale Central hole
E0691	E0691316	I0691	Ø 100 x 6 mm	2 x Ø 9 mm	Ø 43 mm
E0693	E0693316		Ø 120 x 6 mm	2 x Ø 11 mm	Ø 43 mm
E0691/D	E0691316/D	I0691/D	Ø 100 x 6 mm	2 x Ø 9 mm	Ø 43 mm

Fori con svassi e perimetro bisellato
Countersunk holes and chamfered perimeter

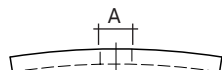


AISI 304	AISI 316	Iron	D	Fori esterni External holes	Foro centrale Central hole
E0696	E4751	I0696	Ø 100 x 6 mm	3 x Ø 9 mm	Ø 43 mm
E06961	E47511	I06961	Ø 100 x 6 mm	3 x Ø 9 mm	Ø 34,5 mm
E0698	E4757	I0698	Ø 120 x 6 mm	3 x Ø 11 mm	Ø 34 mm
E0696/D	E4751/D	I0696/D	Ø 100 x 6 mm	3 x Ø 9 mm	Ø 43 mm
E06961/D	E47511/D	I06961/D	Ø 100 x 6 mm	3 x Ø 9 mm	Ø 34,5 mm

Fori con svassi e perimetro bisellato
Countersunk holes and chamfered perimeter



AISI 304	Iron	Dimensioni Dimensions
E050	I050	Ø 33,7 mm
E051	I051	Ø 42,4 mm



Spess. /Thick. 6 mm

AISI 304	AISI 316	Iron	Fori esterni External holes	A
E0631/5	E0631316/5	I0631/5	No	Ø 10,5 mm
E0690/5	E0690316/5	I0690/5	2 x Ø 6,5 mm	Ø 10,5 mm
E0695/5	E0695316/5	I0695/5	3 x Ø 6,5 mm	Ø 10,5 mm

AISI 304	AISI 316	Ø F Foro centrale Dia. F Central holes	Dimensioni Dimensions	Fori esterni External holes
E08410	E08410316	43 mm	82 x 62 mm	2 x Ø 11 mm
E08420	E08420316	34,5 mm	82 x 62 mm	2 x Ø 11 mm
E08450	E08450316	12 mm	82 x 62 mm	2 x Ø 11 mm
E08460	E08460316	10 mm	82 x 62 mm	2 x Ø 11 mm



Spess. /Thick. 6 mm

ALUMINIUM	Dimensioni Dimensions	Fori esterni External holes	Foro interno Internal hole
E015	Ø 55 mm	3 x Ø 6 mm	Ø 11 mm
E016	Ø 75 mm	3 x Ø 6 mm	Ø 11 mm
E017	Ø 95 mm	3 x Ø 6 mm	Ø 11 mm

AISI 304	AISI 316	Ø F Foro centrale Dia. F Central holes	Dimensioni Dimensions	Fori esterni External holes
E08510	E08510316	43 mm	70 x 70 mm	4 x Ø 11 mm
E08520	E08520316	34,5 mm	70 x 70 mm	4 x Ø 11 mm
E08550	E08550316	12 mm	70 x 70 mm	4 x Ø 11 mm
E08560	E08560316	10 mm	70 x 70 mm	4 x Ø 11 mm



Spess. /Thick. 6 mm

Spess. /Thick. 6 mm

AISI 304	AISI 316	Ø F Foro centrale Dia. F Central holes	Dimensioni Dimensions	Fori esterni External holes
E08110	E08110316	43 mm	87,5 x 90 mm	3 x Ø 11 mm
E08120	E08120316	34,5 mm	87,5 x 90 mm	3 x Ø 11 mm
E08150	E08150316	12 mm	87,5 x 90 mm	3 x Ø 11 mm
E08160	E08160316	10 mm	87,5 x 90 mm	3 x Ø 11 mm

AISI 304	AISI 316	Ø F Foro centrale Dia. F Central holes	Dimensioni Dimensions	Fori esterni External holes
E08610	E08610316	43 mm	80 x 60 mm	3 x Ø 11 mm
E08620	E08620316	34,5 mm	80 x 60 mm	3 x Ø 11 mm
E08650	E08650316	12 mm	80 x 60 mm	3 x Ø 11 mm
E08660	E08660316	10 mm	80 x 60 mm	3 x Ø 11 mm



Spess. /Thick. 6 mm

AISI 304	AISI 316	Iron	Dimensioni Dimensions	Foro Hole	Altezza Height
E0184	E0184316		Ø 76 mm	Ø 43,0 mm	12 mm
E0191	E0191316	I0191	Ø 85 mm	Ø 34,5 mm	15 mm
E0192	E0192316	I0192	Ø 85 mm	Ø 41,0 mm	15 mm
E019	E019316	I019	Ø 85 mm	Ø 43,0 mm	15 mm
E020/S	E4072/S		Ø 105 mm	Ø 34,5 mm	15 mm
E0202	E4074	I0202	Ø 105 mm	Ø 34,5 mm	25 mm
E020	E4072	I020	Ø 105 mm	Ø 43,0 mm	15 mm
E020/C	E4072/C	I020/C	Ø 105 mm	Ø 43,0 mm	25 mm
E0201			Ø 105 mm	Ø 49,0 mm	15 mm
E0201/C	E4073		Ø 105 mm	Ø 49,0 mm	25 mm
E0203		I0203	Ø 129 mm	Ø 43,0 mm	25 mm
E0204	E4075		Ø 129 mm	Ø 49,0 mm	25 mm
E02011	E40731		Ø 105 mm	Ø 51,5 mm	25 mm
	E4076		Ø 145 mm	Ø 49,0 mm	25 mm
	E4077		Ø 145 mm	Ø 61,0 mm	25 mm
E0180	E0180316		Ø 45 mm	Ø 12,5 mm	10 mm
E018			Ø 62 mm	Ø 20,5 mm	15 mm
E0181	E0181316	I0181	Ø 62 mm	Ø 12,5 mm	15 mm
E0182	E4070	I0182	Ø 76 mm	Ø 12,5 mm	12 mm
E0183	E4071		Ø 76 mm	Ø 14,5 mm	12 mm




Spess. /Thick. 6 mm


AISI 304	AISI 316	Ø F Foro centrale Dia. F Central holes	Dimensioni Dimensions	Fori esterni External holes
E08310	E08310316	43 mm	96 x 60 mm	4 x Ø 11 mm
E08320	E08320316	34,5 mm	96 x 60 mm	4 x Ø 11 mm
E08350	E08350316	12 mm	96 x 60 mm	4 x Ø 11 mm
E08360	E08360316	10 mm	96 x 60 mm	4 x Ø 11 mm



AISI 304	AISI 316	Iron	D	Foro Hole	Altezza Height
E02061	E02061316	I02061	85 mm	Ø 34,5 mm	25 mm
E02062	E02062316	I02062	85 mm	Ø 43,0 mm	25 mm
E02063	E02063316	I02063	105 mm	Ø 34,5 mm	25 mm
E02064	E02064316	I02064	105 mm	Ø 43,0 mm	25 mm



AISI 304	AISI 316	Iron	D	Foro Hole	Altezza Height
E02065	E02065316	I02065	85 mm	Ø 34,5 mm	38 mm
E02066	E02066316	I02066	85 mm	Ø 43,0 mm	38 mm
E02067	E02067316	I02067	105 mm	Ø 34,5 mm	48 mm
E02068	E02068316	I02068	105 mm	Ø 43,0 mm	48 mm



AISI 304	AISI 316	Iron	D	Foro Hole	Altezza Height
E0205	E0205316	I0205	Ø 105 mm	33 x 41 mm	15 mm



AISI 304	AISI 316	Iron	Foro Hole	Altezza Height
E02051	E02051316	I02051	41 x 41 mm	15 mm



AISI 316	Dimensioni Dimensions	Foro Hole	Altezza Height
E02052316	105 x 105 mm	41 x 41 mm	15 mm



AISI 304	AISI 316	Iron	Descrizione Description
E0222	E0222316	I0222	Senza filetto Without thread



AISI 304	AISI 316	Iron
E0224	E0224316	I0224



AISI 316	Per corrimano For handrail
E4586	Ø 40 ÷ 48 mm e quadro



AISI 304	AISI 316	Iron
E02241	E02241316	I02241



AISI 303	Dimensioni Dimensions
E0221	Ø 80 x 5 mm



AISI 304	AISI 316	Iron
E0223	E0223316	I0223



AISI 304	AISI 316	Iron	Dimensioni Dimensions
E034100	E034100316	I034100	66 x 82 mm



AISI 304	AISI 316	Iron
E02231	E02231316	I02231



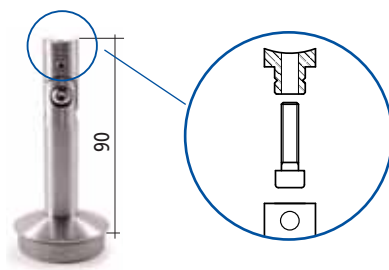
AISI 303	AISI 316	Iron	Dimensioni Dimensions
E022/S1	E022/S1316	I022/S1	Vetro da forare Ø 21 mm Glass to be drilled 21 mm dia.



AISI 316	Per tubo For tube
E459	Ø 42,4 - 33,7 mm



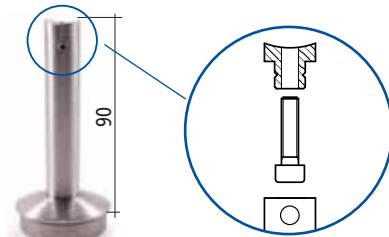
AISI 303	AISI 316	Iron	Dimensioni Dimensions
E022/S2	E022/S2316	I022/S2	Vetro da forare Ø 21 mm Glass to be drilled 21 mm dia.



AISI 303	AISI 316	Iron	Per tubo For tube
E0301	E0301316	I0301	Ø 33,7 x 2,0 mm
E030/S	E030/S316	I030/S	Ø 42,4 x 2,0 mm

AISI 303	AISI 316	Per tubo For tube
E038600	E038610	Ø 33,7 x 2,0 mm
E038700	E038710	Ø 42,4 x 2,0 mm

AISI 303	AISI 316	Iron	Per tubo For tube
E039400	E039410	I039400	Ø 33,7 x 2,0 mm
E039500	E039510	I039500	Ø 42,4 x 2,0 mm



AISI 303	AISI 316	Iron	Per tubo For tube
E0311	E0311316	I0311	Ø 33,7 x 2,0 mm
E031/S1	E031/S1316	I031/S1	Ø 42,4 x 2,0 mm

AISI 303	AISI 316	Iron	Per tubo For tube
E038400	E038410	I038400	Ø 33,7 x 2,0 mm
E038500	E038510	I038500	Ø 42,4 x 2,0 mm

AISI 303	AISI 316	Iron	Per tubo For tube
E039600	E039610	I039600	Ø 33,7 x 2,0 mm
E039700	E039710	I039700	Ø 42,4 x 2,0 mm



AISI 303	AISI 316	Iron	Per tubo For tube
E038000	E038010	I038000	Ø 33,7 x 2,0 mm
E038100	E038110	I038100	Ø 42,4 x 2,0 mm

AISI 303	AISI 316	Iron	Per tubo For tube
E039000	E039010	I039000	Ø 33,7 x 2,0 mm
E039100	E039110	I039100	Ø 42,4 x 2,0 mm

AISI 303	AISI 316	Iron	Per tubo For tube
E039800	E039810	I039800	Ø 33,7 x 2,0 mm
E039900	E039910	I039900	Ø 42,4 x 2,0 mm



AISI 303	AISI 316	Iron	Per tubo For tube
E039200	E039210	I039200	Ø 33,7 x 2,0 mm
E039300	E039310	I039300	Ø 42,4 x 2,0 mm

AISI 303	AISI 316	Iron	Per tubo For tube
E040000	E040010	I040000	Ø 33,7 x 2,0 mm
E040100	E040110	I040100	Ø 42,4 x 2,0 mm



AISI 303	AISI 316	Iron	Per tubo For tube
E038200	E038210	I038200	Ø 33,7 x 2,0 mm
E038300	E038310	I038300	Ø 42,4 x 2,0 mm

AISI 303	AISI 316	Iron	Per tubo For tube
E038800	E038810	I038800	Ø 33,7 x 2,0 mm
E038900	E038910	I038900	Ø 42,4 x 2,0 mm

AISI 304	Per tubo For tube
E030	Ø 42,4 x 2,0 mm



AISI 304 Per tubo
For tube


E031 Ø 42,4 x 2,0 mm



AISI 303 **AISI 316** **Iron** Per tubo
For tube

E040600 E040610 I040600 Ø 33,7 x 2,0 mm


E040700 E040710 I040700 Ø 42,4 x 2,0 mm



AISI 316 Per tubo
For tube

A
E458/40 Ø 40,0 x 2,0 mm

B
E458 Ø 42,4 x 2,0 mm



AISI 303 **AISI 316** **Iron** Per tubo
For tube

A
E0104 E0104316 I0104 Ø 42,4 x 2,0 mm

B
E0105 E0105316 I0105 Ø 33,7 x 2,0 mm



AISI 303 **AISI 316** **Iron** Per tubo
For tube

E040800 E040810 I040800 Ø 33,7 x 2,0 mm

E040900 E040910 I040900 Ø 42,4 x 2,0 mm



AISI 316 Per tubo
For tube

E500/424 Ø 42,4 x 2,0 mm



AISI 303 **AISI 316** **Iron** Per tubo
For tube

A
E0102 E0102316 I0102 Ø 42,4 x 2,0 mm

B
E0103 E0103316 I0103 Ø 33,7 x 2,0 mm



AISI 303 **AISI 316** **Iron** Per tubo
For tube

E041000 E041010 I041000 Ø 33,7 x 2,0 mm

E041100 E041110 I041100 Ø 42,4 x 2,0 mm



AISI 316 Per tubo
For tube

E510/424 Ø 42,4 x 2,0 mm



AISI 303 **AISI 316** **Iron** Per tubo
For tube

E040200 E040210 I040200 Ø 33,7 x 2,0 mm

E040300 E040310 I040300 Ø 42,4 x 2,0 mm



AISI 303 **AISI 316** **Iron** Per tubo
For tube

E041200 E041210 I041200 Ø 33,7 x 2,0 mm

E041300 E041310 I041300 Ø 42,4 x 2,0 mm



AISI 304 **AISI 316** Per rondino
For round bar

E050100 E050110 8 mm
E050200 E050210 10 mm
E050300 E050310 12 mm



AISI 303 **AISI 316** **Iron** Per tubo
For tube

E040400 E040410 I040400 Ø 33,7 x 2,0 mm

E040500 E040510 I040500 Ø 42,4 x 2,0 mm



AISI 316 Per tubo
For tube

E4581/40 Ø 40,0 x 2,0 mm

E4581 Ø 42,4 x 2,0 mm



AISI 304	AISI 316	Per tubo For tube
E051100	E051110	Ø 33,7 mm
E051200	E051210	Ø 42,4 mm



AISI 316	Per tubo For tube
E4583	attacco piano square
E4583/424	Ø 42,4 mm



AISI 304	AISI 316	Iron	Per tubo For tube
E011974	E011974316	I011974	Ø 33,7 mm Ø 42,4 mm



AISI 303	AISI 316	H	Per tubo For tube
E0210	E0210316	71,5 mm	Ø 33,7 mm
E021/S	E021/S316	72 mm	Ø 42,4 mm



AISI 304	AISI 316	Iron	H
E041400	E041500	I041400	64 mm



AISI 304	AISI 316	Iron	Per tubo For tube
E011971	E011971316	I011971	Ø 33,7 mm Ø 42,4 mm



AISI 316	Per tubo For tube
E468/337	Ø 33,7 mm
E468/424	Ø 42,4 mm



AISI 316	H	Per tubo For tube
E4540	60 mm	Ø 33,7 mm
E4541	67 mm	Ø 42,4 mm



AISI 304	AISI 316	Iron	H
E041410	E041510	I041500	65 mm



AISI 303	AISI 316	Per tubo For tube	Foro passante Through hole
E01195100	E02195100	Ø 33,7 mm	Ø 12,2 mm
E01196100	E02196100	Ø 42,4 mm	Ø 12,2 mm



AISI 303	AISI 316	Iron	Dimensioni Dimensions
E0225	E0225316	I0225	Ø 12 x 125 mm
E0226	E0226316	I0226	Ø 14 x 125 mm



AISI 304	AISI 316	Iron	Per tubo For tube
E01197	E01197316	I01197	Ø 33,7 mm Ø 42,4 mm



Snodato - Pivoltable

AISI 304	AISI 316	Iron	Descrizione Description
E011931	E011931316	I011931	Ø 12 x 65 mm
E01193	E01193316	I01193	Ø 14 x 65 mm



AISI 316	Per tubo For tube
E4584	attacco piano square
E4584/424	Ø 42,4 mm



AISI 304	AISI 316	Iron	Per tubo For tube
E011976	E011976316	I011976	Superficie piana Flat face



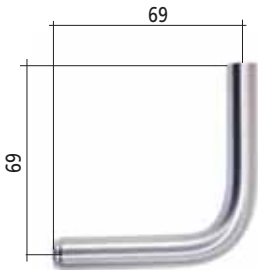
AISI 304	AISI 316	Iron	Descrizione Description
E011941	E011941316	I011941	Ø 12 x 65 mm
E01194	E01194316	I01194	Ø 14 x 65 mm
E011943	E011943316	I011943	Ø 12 x 115 mm
E011944	E011944316	I011944	Ø 14 x 115 mm



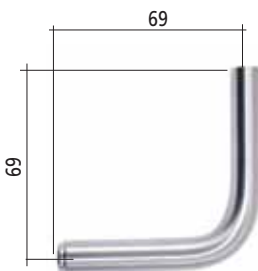
AISI 304	AISI 316	Iron	Descrizione Description
E011945	E011945316	I011945	Ø 12 x 80 mm
E0119451	E0119451316	I0119451	Ø 14 x 80 mm
E011940	E011940316	I011940	Ø 12 x 115 mm testa arrotondata rounded head
E0119441	E0119441316	I011944	Ø 14 x 115 mm testa arrotondata rounded head



AISI 304	AISI 316	Iron	Descrizione Description
E011946	E011946316	I011946	Con filetto interno M6 e filetto esterno M8 With internal thread M6 and external thread M8



AISI 304	AISI 316	Iron	Descrizione Description
E011947	E011947316	I011947	Con 1 filetto interno M6 With 1 internal thread M6



AISI 304	AISI 316	Iron	Descrizione Description
E011948	E011948316	I011948	Con filetti interni M6 With internal threads M6



AISI 304	AISI 316	Iron	Descrizione Description
E01192	E01192316	I01192	90 x 75 mm



AISI 304	Dimensioni Dimensions
E080	Fino a/Up to 1200 mm
E081	Fino a/Up to 1500 mm
E082	Fino a/Up to 1800 mm
E083	Fino a/Up to 2000 mm
E084	Fino a/Up to 2500 mm
E085	Fino a/Up to 3000 mm
E086	Fino a/Up to 4000 mm



AISI 304	AISI 316	ZAMAC	Per tubo For tube	A
	E2001		Ø 33,7 x 2,0 mm	55 mm
E450/304	E450	I450	Ø 42,4 x 2,0 mm	65 mm



AISI 316	Per tubo For tube
E447	Ø 33,7 x 2,0 mm
E447/26	Ø 33,7 x 2,6 mm
E4471	Ø 42,4 x 2,0 mm
E4471/26	Ø 42,4 x 2,6 mm



AISI 304	AISI 316	ZAMAC	Per tubo For tube	A
	E2011		Ø 33,7 x 2,0 mm	55 mm
E451/304	E451	I451	Ø 42,4 x 2,0 mm	65 mm



AISI 316	ZAMAC	Per tubo For tube	A
E2016		Ø 33,7 x 2,0 mm	25 mm
E2019		Ø 40,0 x 2,0 mm	50 mm
E2015	I2015	Ø 42,4 x 2,0 mm	50 mm




AISI 316	Per tubo For tube	A
E2031	Ø 33,7 x 2,0 mm	55 mm
E2034	Ø 40,0 x 2,0 mm	70 mm
E203	Ø 42,4 x 2,0 mm	70 mm



AISI 316	ZAMAC	Per tubo For tube	A
E4464		Ø 33,7 x 2,0 mm	43 mm
E446	I446	Ø 42,4 x 2,0 mm	53 mm



AISI 304	AISI 316	Per tubo For tube
E700		Ø 21,3 x 1,6 mm
E704	E800	Ø 33,7 x 2,0 mm
E706	E802	Ø 42,4 x 2,0 mm



AISI 316	Per tubo For tube	A
E2036	Ø 33,7 x 2,0 mm	76 mm
E2035	Ø 42,4 x 2,0 mm	89 mm



AISI 316	Per tubo For tube
E449	Ø 33,7 x 2,0 mm
E4491	Ø 42,4 x 2,0 mm



AISI 304	AISI 316	Per tubo For tube
E721	E821	Ø 33,7 x 2,0 mm
E722	E822	Ø 42,4 x 2,0 mm



AISI 316	ZAMAC	Per tubo For tube	A
E2041		Ø 33,7 x 2,0 mm	76 mm
E453/40		Ø 40,0 x 2,0 mm	87 mm
E453	I453	Ø 42,4 x 2,0 mm	87 mm



AISI 316	Per tubo For tube
E2061	Ø 33,7 x 2,0 mm
E455	Ø 42,4 x 2,0 mm
E2062	Ø 42,4 x 2,6 mm



AISI 316	Per tubo For tube	A
E440	Ø 42,4 x 2,0 mm Ø 33,7 x 2,0 mm	



AISI 316	Per tubo For tube
E455100	Ø 33,7 x 2,0 mm
E455200	Ø 42,4 x 2,0 mm



AISI 316	Per tubo For tube	B
E2046	Ø 33,7 x 2,0 mm	75 mm
E2049	Ø 40,0 x 2,0 mm	87 mm
E2045	Ø 42,4 x 2,0 mm	87 mm



OTTONE	Per tubo For tube
E024	Ø 42,4 x 2,0 mm
E0241	Ø 33,7 x 2,0 mm




ARTEFERRO


ARTEFERRO
THE STAINLESS STEEL RAILING SYSTEM




AISI 303	AISI 316	Iron	Foro Hole A	Descrizione Description
E006	E006316	I006	Ø 12,2 mm	Passante Through
E0061		I0061	Ø 12,2 mm	Cieco - sx Blind - L
E0062		I0062	Ø 12,2 mm	Cieco - dx Blind - L
E0066	E0066316		Ø 14,2 mm	Passante Through
E0067			Ø 14,2 mm	Cieco - sx Blind - L
E0068			Ø 14,2 mm	Cieco - dx Blind - R
E00666	I00666		Ø 12,2 mm	Passante - Through Solo per tubo quadro Only for square tube




AISI 303	AISI 316	Iron	Foro Hole A	Descrizione Description
E0063	E0063316	I0063	Ø 10,2 mm	Passante Through
E0064	E0064316	I0064	Ø 10,2 mm	Cieco - sx Blind - L
E0065	E0065316	I0065	Ø 10,2 mm	Cieco - dx Blind - R



AISI 303	AISI 316	Iron	Per tubo For tube	Foro Hole A
E0069101	E0069101316	I0069101	Ø 33,7 mm	Ø 10,2 mm passante through
E006911	E006911316	I006911	Ø 33,7 mm	Ø 12,2 mm passante through
E006913	E006913316		Ø 33,7 mm	Ø 14,2 mm passante through
E006910	E006910316	I006910	Ø 42,4 mm	Ø 10,2 mm passante through
E0069	E4042	I0069	Ø 42,4 mm	Ø 12,2 mm passante through
E00691	E4040		Ø 42,4 mm	Ø 14,2 mm passante through
E006917	E40440			Superficie piana Flat face Ø 10,2 mm passante through
E00692	E4044	I00692		Superficie piana Flat face Ø 12,2 mm passante through
E006921	E4045			Superficie piana Flat face Ø 14,2 mm passante through
E006923	E40491		Ø 42,4 mm	Ø 10,2 mm cieco dx blind right
E006924	E40490		Ø 42,4 mm	Ø 10,2 mm cieco sx blind left
E0069100	E40493	I0069100	Ø 42,4 mm	Ø 12,2 mm cieco dx blind right
E006922	E40492	I006922	Ø 42,4 mm	Ø 12,2 mm cieco sx blind left



AISI 303	AISI 316	Per tubo For tube	Foro Hole A
E00692100	E40422100	Ø 33,7 mm	Ø 10,2 mm passante - through
E00692200	E40422200	Ø 33,7 mm	Ø 12,2 mm passante - through
E00692300	E40422300	Ø 33,7 mm	Ø 14,2 mm passante - through
E00693100	E40423100	Ø 42,4 mm	Ø 10,2 mm passante - through
E00693200	E40423200	Ø 42,4 mm	Ø 12,2 mm passante - through
E00693300	E40423300	Ø 42,4 mm	Ø 14,2 mm passante - through
E00693000	E40423000	Superficie piana Flat face	



AISI 303	AISI 316	Iron	Per tubo For tube	Foro Hole A
E006931	E006931316	I006931	Ø 42,4 mm	Ø 12,2 mm
E00693	E00693316		Ø 42,4 mm	Ø 14,2 mm
E006934	E006934316	I006934	Superficie piana Flat face	Ø 12,2 mm
E006935	E006935316		Superficie piana Flat face	Ø 14,2 mm



AISI 303	AISI 316	Iron	Per tubo For tube	Foro Hole A
E00698100	E40428100	I00698100	Ø 33,7 mm	Ø 10,2 mm
E00698200	E40428200	I00698200	Ø 33,7 mm	Ø 12,2 mm
E00698300	E40428300	I00698300	Ø 42,4 mm	Ø 10,2 mm
E00698400	E40428400	I00698400	Ø 42,4 mm	Ø 12,2 mm



AISI 303	AISI 316	Iron	Per tubo For tube	Foro Hole A
E00699100	E40429100	I00691100	Ø 33,7 mm	Ø 10,2 mm
E00699200	E40429200	I00691200	Ø 33,7 mm	Ø 12,2 mm
E00699300	E40429300	I00691300	Ø 42,4 mm	Ø 10,2 mm
E00699400	E40429400	I00691400	Ø 42,4 mm	Ø 12,2 mm



AISI 303	AISI 316	Iron	Foro Hole A	Foro Hole B
E006965		I006965	Ø 12,2 mm	Ø 10,2 mm
E006966	E006966316	I006966	Ø 12,2 mm	Ø 12,2 mm
E006976	E006976316	I006976	Ø 14,2 mm	Ø 12,2 mm
E00696			Ø 16,2 mm	Ø 12,2 mm
E006977	E006977316		Ø 14,2 mm	Ø 14,2 mm
E00697			Ø 16,2 mm	Ø 14,2 mm
E006978			Ø 16,2 mm	Ø 16,2 mm



AISI 303	AISI 316	Foro Hole
E01	E01316	Ø 8,2 mm
E02	E02316	Ø 10,2 mm
E03	E03316	Ø 12,2 mm
E04	E04316	Ø 14,2 mm



AISI 303	AISI 316	Descrizione Description
E05	E05316	Senza foro Without hole



AISI 303	AISI 316	Iron	Foro Hole A
E00611	E40611		Ø 10,2 mm
E00600	E40600	I00600	Ø 12,2 mm
E00610	E40610		Ø 14,2 mm




AISI 303	AISI 316	Per tubo For tube	Foro Hole A
E006941	E006941316	Superficie piana - Flat face	Ø 10,2 mm
E00694	E00694316	Superficie piana - Flat face	Ø 12,2 mm
E00695	E00695316	Superficie piana - Flat face	Ø 14,2 mm



AISI 303	AISI 316	Iron	Per tubo For tube	Foro Hole A
E00697110	E40427110	E00697100	Ø 33,7 mm Ø 42,4 mm	Ø 10,2 mm
E00697210	E40427210	E00697200	Ø 33,7 mm Ø 42,4 mm	Ø 12,2 mm



AISI 303	AISI 316	Iron	Per tubo For tube	Foro Hole A
E00696100	E40426100	I00696100	Ø 33,7 mm	Ø 10,2 mm
E00696200	E40426200	I00696200	Ø 33,7 mm	Ø 12,2 mm
E00696300	E40426300	I00696300	Ø 42,4 mm	Ø 10,2 mm
E00696400	E40426400	I00696400	Ø 42,4 mm	Ø 12,2 mm
E00696500	E40426500		Ø 42,4 mm	Ø 14,2 mm



AISI 303	AISI 316	Iron	Foro Hole A	B
E00621	E00621316	I00621	Ø 8,2 mm	Ø 16 mm
E00620	E00620316	I00620	Ø 10,2 mm	Ø 16 mm
E00622	E00622316		Ø 12,2 mm	Ø 18 mm



AISI 303	AISI 316	Iron	Per tubo For tube A	Tondino Round bar B
E01654	E41654		Ø 33,7 mm	Ø 12,2 mm
E01651	E41651	I40650	Ø 42,4 mm	Ø 12,2 mm
E01652	E41652		Ø 33,7 mm	Ø 10,2 mm
E01653	E41653		Ø 42,4 mm	Ø 10,2 mm



AISI 303	AISI 316	Iron	Per tubo For tube	Tondino Round bar B
E00654	E40654	I00654	Superficie piana - Flat face	Ø 10,2 mm
E00651	E40651	I00651	Superficie piana - Flat face	Ø 12,2 mm
E00652	E40652		Superficie piana - Flat face	Ø 14,2 mm




AISI 303	Iron	Per tubo For tube	Tondino Round bar B	a°
E0069991	I0069991	Ø 42,4 mm	Ø 12 mm	22-33
E0069994		Ø 42,4 mm	Ø 14 mm	25-29
E0069997	I0069997	Ø 33,7 mm	Ø 12 mm	22-33
E0069990		Ø 33,7 mm	Ø 14 mm	25-29



AISI 303	Iron	Per tubo For tube	Tondino Round bar B
E006999	I006999	Ø 42,4 mm	Ø 12 mm
E0069993		Ø 42,4 mm	Ø 14 mm
E0069996	I0069996	Ø 33,7 mm	Ø 12 mm
E0069999		Ø 33,7 mm	Ø 14 mm

Regolabile - Adjustable



AISI 303	AISI 316	Iron	Per tubo For tube	Tondino Round bar	B
E0075	E0075316		Ø 42,4 mm	Ø 14 mm	
E0074	E0074316	I0074	Ø 42,4 mm	Ø 12 mm	
E0073	E0073316	I0073	Ø 42,4 mm	Ø 10 mm	
E0077	E0077316		Ø 33,7 mm	Ø 14 mm	
E0076	E0076316	I0076	Ø 33,7 mm	Ø 12 mm	
E0078	E0078316	I0078	Ø 33,7 mm	Ø 10 mm	
E0079	E0079316		Sup. piana Flat face	Ø 14 mm	
E00791	E00791316	I00791	Sup. piana Flat face	Ø 12 mm	
E00792	E00792316	I00792	Sup. piana Flat face	Ø 10 mm	

AISI 303	AISI 316	Iron	Tondino Round bar	A
E0170	E0170316	I0170	Ø 10 mm	
E0171	E0171316		Ø 12 mm	
E0172	E0172316	I0172	Ø 14 mm	

AISI 303	AISI 316	Iron	Tondino Round bar	A
E00700	E00700316	I00700	Ø 12 mm	
E00710	E00710316	I00710	Ø 14 mm	
E00720	E00720316		Ø 10 mm	



**SUPPORTI PER VETRO
CERTIFICATI E TESTATI**
**CERTIFIED AND TESTED
GLASS CLAMPS**



AISI 316	Dimensioni Dimensions	Per tubo For tube	Spessore vetro Glass thick.
E00970	53 x 68 mm	Ø 33,7 mm	12,76 mm
E00971	53 x 68 mm	Ø 42,4 mm	12,76 mm
E00973	53 x 60 mm	Superficie piana - Flat face	12,76 mm

AISI 316	Dimensioni Dimensions	Per tubo For tube	Spessore vetro Glass thick.
E00941	43 x 48 mm	Ø 33,7 mm	8 e/and 10 mm
E00921	43 x 48 mm	Ø 42,4 mm	8 e/and 10 mm
E00931	43 x 43 mm	Superficie piana - Flat face	8 e/and 10 mm






AISI 316	Dimensioni Dimensions	Per tubo For tube	Spessore vetro Glass thick.
E00913	38 x 53 mm	Ø 33,7 mm	8 e/and 10 mm
E00912	38 x 53 mm	Ø 42,4 mm	8 e/and 10 mm
E00911	38 x 49 mm	Superficie piana - Flat face	8 e/and 10 mm

AISI 316	Dimensioni Dimensions	Per tubo For tube	Spessore vetro Glass thick.
E0092	53 x 58 mm	Ø 42,4 mm	8 e/and 10 mm
E0093	53 x 53 mm	Superficie piana - Flat face	8 e/and 10 mm



AISI 316	Dimensioni Dimensions	Per tubo For tube	Spessore vetro Glass thick.
E009	43 x 64 mm	Ø 42,4 mm	8 e/and 10 mm
E0091	43 x 60 mm	Superficie piana - Flat face	8 e/and 10 mm
E00960	43 x 64 mm	Ø 42,4 mm	10 e/and 12 mm
E00962	43 x 60 mm	Superficie piana - Flat face	10 e/and 12 mm

AISI 316	Dimensioni Dimensions	Per tubo For tube	Spessore vetro Glass thick.
E00980	53 x 60 mm	Ø 33,7 mm	10 e/and 12 mm
E00981	53 x 60 mm	Ø 42,4 mm	10 e/and 12 mm
E00983	53 x 53 mm	Superficie piana - Flat face	10 e/and 12 mm



AISI 316

Per tubo
For tube

Spessore vetro
Glass thick.

E00950	Ø 42,4 mm sx	8 e/and 10 mm
E00952	Superficie piana sx Flat face left	8 e/and 10 mm

EFFETTO INOX - STAINLESS STEEL EFFECT

ZAMAC

Per tubo
For tube

Spessore vetro
Glass thick.

E00860	Ø 33,7 mm	8 e/and 10 mm
E00861	Ø 42,4 mm	8 e/and 10 mm
E00862	Superficie piana Flat face	8 e/and 10 mm


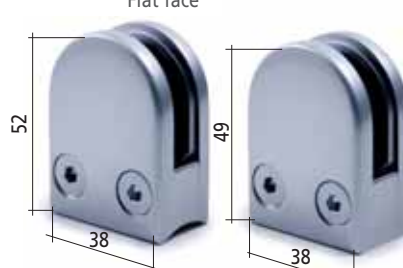

EFFETTO DORATO - GOLD PLATED

ZAMAC

Per tubo
For tube

Spessore vetro
Glass thick.

E00730	Ø 42,4 mm	8 e/and 10 mm
--------	-----------	---------------



AISI 316

Per tubo
For tube

Spessore vetro
Glass thick.

E00955	Ø 42,4 mm dx	8 e/and 10 mm
E00957	Superficie piana dx Flat face right	8 e/and 10 mm

CROMATO SATINATO - SATIN CHROME

ZAMAC

Per tubo
For tube

Spessore vetro
Glass thick.

E00750	Ø 33,7 mm	6 e/and 8 mm
E00751	Ø 42,4 mm	6 e/and 8 mm
E00752	Superficie piana Flat face	6 e/and 8 mm


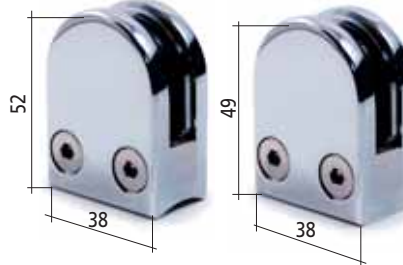
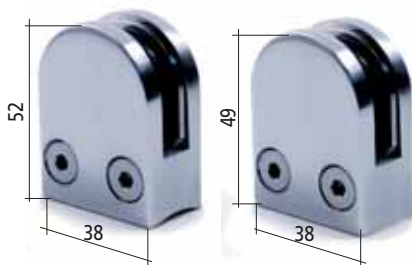
GREZZO - RAW FINISH

ZAMAC

Per tubo
For tube

Spessore vetro
Glass thick.

E00742	Ø 33,7 mm	6 e/and 8 mm
E00741	Ø 42,4 mm	6 e/and 8 mm
E00743	Superficie piana Flat face	6 e/and 8 mm



EFFETTO INOX - STAINLESS STEEL EFFECT

ZAMAC

Per tubo
For tube

Spessore vetro
Glass thick.

E00851	Ø 33,7 mm	6 e/and 8 mm
E00850	Ø 42,4 mm	6 e/and 8 mm
E00852	Superficie piana Flat face	6 e/and 8 mm

CROMATO LUCIDO - POLISHED CHROME

ZAMAC

Per tubo
For tube

Spessore vetro
Glass thick.

E00737	Ø 33,7 mm	6 e/and 8 mm
E00736	Ø 42,4 mm	6 e/and 8 mm
E00738	Superficie piana Flat face	6 e/and 8 mm


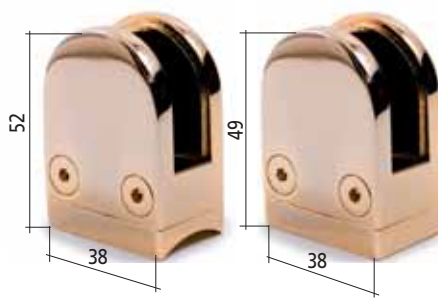

GREZZO - RAW FINISH

ZAMAC

Per tubo
For tube

Spessore vetro
Glass thick.

E007401	Ø 42,4 mm	8 e/and 10 mm
E00740	Superficie piana Flat face	8 e/and 10 mm



EFFETTO INOX - STAINLESS STEEL EFFECT

ZAMAC

Per tubo
For tube

Spessore vetro
Glass thick.

E00872	Ø 33,7 mm	8 e/and 10 mm
E00871	Ø 42,4 mm	8 e/and 10 mm
E00870	Superficie piana Flat face	8 e/and 10 mm

EFFETTO DORATO - GOLD PLATED

ZAMAC

Per tubo
For tube

Spessore vetro
Glass thick.

E00737	Ø 33,7 mm	8 e/and 10 mm
E00736	Ø 42,4 mm	8 e/and 10 mm
E00738	Superficie piana Flat face	8 e/and 10 mm

GREZZO - RAW FINISH

ZAMAC

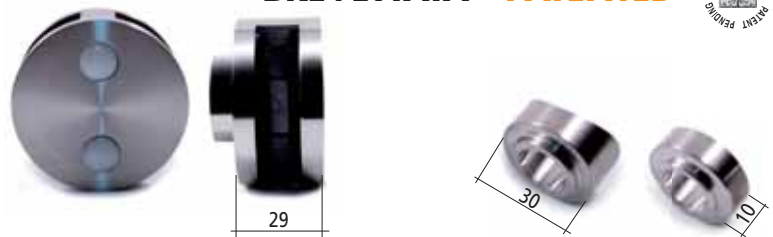
Per tubo
For tube

Spessore vetro
Glass thick.

E00760	Ø 42,4 mm	8 e/and 10 mm
E00762	Superficie piana Flat face	8 e/and 10 mm

SUPPORTI PER VETRO
CERTIFICATI E TESTATI

BREVETTATA - PATENTED



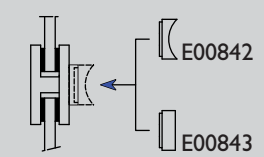
AISI 316	Dimensioni Dimensions	Spessore vetro Glass thickness	AISI 316	Per tubo For tube
E00840	Ø 60 mm	8 mm	E00841	Ø 33,7 mm
X00840 lucido mirror polished	Ø 60 mm	8 mm	E00842	Ø 42,4 mm
			E00843	Superficie piana - Flat face



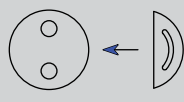
N 2 per pezzi per set
No. 2 of pieces in set

Da utilizzare con articoli:
To use with these article numbers:
E00820 - E00821 - E00820316 - E00821316
E00830 - E00831 E00830316 - E00831316
-E00840

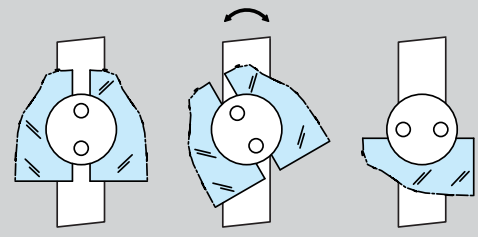
AISI 316	Descrizione Description	Rubber	Per Vetro For Glass
E00840/C	Chiusura in acciaio inox satinato per creare un supporto circolare con un vetro Stainless steel closure satin finished, fundamental to obtain a glass holder for just one glass	E00840/R1	8,76 mm
		E00840/R2	10 mm
		E00840/R3	10,76 mm
X00840/C lucido mirror polished		E00840/R4	12 mm
		E00840/R5	12,76 mm



L'ANCORAGGIO INTERCAMBIABILE PERMETTE DI ADATTARLO A QUALSIASI TUBO!
THE INTERCHANGEABLE CLAMP CAN BE USED WITH ALMOST ANY TUBE!



LA CHIUSURA LATERALE TI PERMETTE DI TRASFORMARLO IN UN SUPPORTO DA VETRO SINGOLO
LATERAL LOCKING PERMITS TRANSFORM TO A SINGLE GLASS SUPPORT



L'ANCORAGGIO MOBILE TI PERMETTE DI RUOTARE I VETRI RISPETTO AL MONTANTE
THE MOVABLE CLAMP PERMITS ROTATION OF THE GLASS A ROUND MOUNTED POST

- FACILE DA INSTALLARE • ECONOMICO • SICURO
- EASY TO INSTALL • ECONOMICAL • SAFE

CERTIFIED AND TESTED
GLASS CLAMPS



BREVETTATA - PATENTED



AISI 304	AISI 316	Spessore vetro Glass thickness
E0099100	E0099	variabile adjustable

2 piastre laterali di fissaggio
1 set gommini vetro monostrato
1 set gommini vetro bi-strato
4 viti M 6

2 side fixing plates
1 set of one-layer rubbers for glass
1 set of two-layer rubbers for glass
4 M6 screws



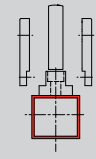
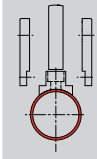
Adattatori da combinare con le piastre laterali compresa spina di sicurezza in acciaio

Adapters to combine with side plates
Stainless steel safety pin included

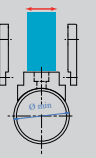
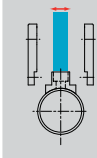
AISI 316	Cod. art. Art. no.	Spessore vetro Glass thickness	Per tubo For tube
	E99P8	8 - 8,76 mm	Superficie piana Flat face
	E9933P8	8 - 8,76 mm	Ø 33,7 mm
	E9942P8	8 - 8,76 mm	Ø 42,4 mm
	E9950P8	8 - 8,76 mm	Ø 50,8 mm
	E99P10	10 - 10,76 mm	Superficie piana Flat face
	E9933P10	10 - 10,76 mm	Ø 33,7 mm
	E9942P10	10 - 10,76 mm	Ø 42,4 mm
	E9950P10	10 - 10,76 mm	Ø 50,8 mm
	E99P12	12 - 12,76 mm	Superficie piana Flat face
	E9933P12	12 - 12,76 mm	Ø 33,7 mm
	E9942P12	12 - 12,76 mm	Ø 42,4 mm
	E9950P12	12 - 12,76 mm	Ø 50,8 mm



AISI 316	Cod. art. Art. no.	Spessore vetro Glass thickness	Per tubo For tube
	E99P16	16,76 - 17,52	Superficie piana Flat face
	E9942P16	16,76 - 17,52	Ø 42,4 mm
	E9950P16	16,76 - 17,52	Ø 50,8 mm
	E99P20	20,76 - 21,52	Superficie piana Flat face
	E9942P20	20,76 - 21,52	Ø 42,4 mm
	E9950P20	20,76 - 21,52	Ø 50,8 mm




L'ANCORAGGIO INTERCAMBIABILE PERMETTE DI ADATTARLO A QUALSIASI TUBO!
THE INTERCHANGEABLE CLAMP CAN BE USED WITH ALMOST ANY TUBE!



A SECONDA DELLO SPESSORE DELL'ANCORAGGIO INTERCAMBIABILE SI PUO' VARIARE LO SPESSORE DEL VETRO DA MONTARE
THE THICKNESS OF THE GLASS THAT MUST BE ASSEMBLED CAN BE CHANGED ACCORDING TO THE THICKNESS OF THE INTERCHANGEABLE ANCHORAGE

- FACILE DA INSTALLARE • ECONOMICO • SICURO
- EASY TO INSTALL • ECONOMICAL • SAFE



AISI 304	AISI 316	Per vetro For glass
-----------------	-----------------	------------------------

E00880 E00880316 da 8,76 a 13,52 mm
from 8,76 to 13,52 mm



AISI 304	AISI 316	Per vetro For glass
-----------------	-----------------	------------------------

E00881 E00881316 da 8,76 a 13,52 mm
from 8,76 to 13,52 mm



AISI 304	AISI 316	Per tubo For tube
-----------------	-----------------	----------------------

E00882 E00882316 Ø 42,4 mm
E00883 E00883316 Superficie piana
Flat face




AISI 304	AISI 316	Per tubo For tube	Spessore vetro Glass thickness
-----------------	-----------------	----------------------	-----------------------------------

E00891 E00891316 Ø 33,7 mm da 8,76 a 13,52 mm
from 8,76 to 13,52 mm

E00892 E00892316 Ø 42,4 mm da 8,76 a 13,52 mm
from 8,76 to 13,52 mm

E00893 E00893316 Superficie piana
Flat face da 8,76 a 13,52 mm
from 8,76 to 13,52 mm



AISI 304	AISI 316	Per tubo For tube	Spessore vetro Glass thickness
-----------------	-----------------	----------------------	-----------------------------------

E00895 E00895316 Ø 33,7 mm da 8,76 a 13,52 mm
from 8,76 to 13,52 mm

E00896 E00896316 Ø 42,4 mm da 8,76 a 13,52 mm
from 8,76 to 13,52 mm

E00897 E00897316 Superficie piana
Flat face da 8,76 a 13,52 mm
from 8,76 to 13,52 mm



AISI 304	AISI 316	Iron	Spessore vetro Glass thickness
-----------------	-----------------	-------------	-----------------------------------

E2200100 E2200200 da/from 8 -12,76 mm
E2200300 E2200400 da/from 16,76 -21,52 mm

AISI 304	AISI 316	Iron	Spessore vetro Glass thickness
-----------------	-----------------	-------------	-----------------------------------

I2200100 da/from 8 -23 mm



AISI 304	AISI 316	Iron	Foro Hole
-----------------	-----------------	-------------	--------------

E4032/304 E4032 I4032 Ø 12,2 mm

E4031/304 E4031 I4031 Ø 14,2 mm

E4030/304 E4030 I4030 Ø 16,2 mm



AISI 316	Iron	Per tubo For tube
-----------------	-------------	----------------------

E40000/SO I40000/SO Ø 42,4 mm



AISI 303	AISI 316	Iron	Per tubo For tube
-----------------	-----------------	-------------	----------------------

E40550304 E40550 I40550 Ø 33,7 mm

E40560304 E40560 I40560 Ø 42,4 mm

E40570304 E40570 I40570 Sup. piana
Flat face



AISI 316	Iron	Per tubo For tube
-----------------	-------------	----------------------

E40581 I40581 Ø 42,4 mm

E40583 I40583 Sup. piana
Flat face



AISI 304	AISI 316	Iron	Spes. vetro Glass thick.
-----------------	-----------------	-------------	-----------------------------

E2000100 E2000200 I2000100 12 e/and
17,52 mm



AISI 304	AISI 316	Iron	Sp. vetro Glass Thic.
-----------------	-----------------	-------------	--------------------------

E2100100 E2100200 I2100100 12 e/and
17,52 mm



AISI 304	AISI 316	Per tubo For tube	Sp. vetro Glass Thic.
-----------------	-----------------	----------------------	--------------------------

E00820 E00820316 Ø 42,4 mm 8 mm

E00821 E00821316 Sup. piana
Flat face 8 mm



AISI 304	AISI 316	Per tubo For tube	Sp. vetro Glass Thic.
-----------------	-----------------	----------------------	--------------------------

E00830 E00830316 Ø 42,4 mm 8 mm

E00831 E00831316 Sup. piana
Flat face 8 mm



AISI 303	Iron	Per tubo For tube
----------	------	----------------------

E0115	I0115	Ø 33,7 x 2,0 mm
E01151	I01151	Ø 42,4 x 2,0 mm



AISI 316	Iron	Per tubo For tube	H
----------	------	----------------------	---

E4139	I4139	Ø 33,7 x 2,0 mm	6,5 mm
E4141	I4141	Ø 42,4 x 2,0 mm	9 mm



AISI 316	Per tubo For tube	H
----------	----------------------	---

E4110	Ø 42,4 x 2,0 mm	
-------	-----------------	--



AISI 316	Per tubo For tube
----------	----------------------

E41451	Ø 33,7 x 2,0 mm
E4146	Ø 42,4 x 2,0 mm



AISI 316	Iron	Per tubo For tube	H
----------	------	----------------------	---

E4143	I4143	Ø 33,7 x 2,0 mm	6 mm
E4144	I4144	Ø 42,4 x 2,0 mm	9 mm



AISI 316	Per tubo For tube	H
----------	----------------------	---

E4115	Ø 33,7 x 2,0 mm	7 mm
E4120	Ø 42,4 x 2,0 mm	9 mm



AISI 316	Iron	Per tubo For tube
----------	------	----------------------

E4148	I4148	Ø 33,7 x 2,0 mm
E4149	I4149	Ø 42,4 x 2,0 mm



AISI 303	Iron	Per tubo For tube	H
----------	------	----------------------	---

E01195	I01195	Ø 33,7 x 2,0 mm	6 mm
E01196	I01196	Ø 42,4 x 2,0 mm	9 mm



AISI 316	Per tubo For tube	H
----------	----------------------	---

E4116	Ø 33,7 x 2,0 mm	5 mm
E4130	Ø 42,4 x 2,0 mm	7 mm



AISI 303	Per tubo For tube
----------	----------------------

E01157	Ø 33,7 x 2,0 mm
E01158	Ø 42,4 x 2,0 mm



AISI 303	AISI 316	Iron	Per tubo For tube
----------	----------	------	----------------------

E01195/122	E02195/122	I01195/122	Ø 33,7 x 2,0 mm
E01196/122	E02196/122	I01196/122	Ø 42,4 x 2,0 mm



AISI 303	AISI 316	Iron	Per tubo For tube	H
----------	----------	------	----------------------	---

E01111	E02111	I01111	Ø 33,7 x 2,0 mm	17 mm
E01112	E02112	I01112	Ø 42,4 x 2,0 mm	20 mm




AISI 303	Iron	Per tubo For tube
----------	------	----------------------

E0117	I0117	Ø 33,7 x 2,0 mm
E0119	I0119	Ø 42,4 x 2,0 mm



AISI 303	AISI 316	Iron	Per tubo For tube
----------	----------	------	----------------------

E01195100	E02195100	I01195100	Ø 33,7 x 2,0 mm
E01196100	E02196100	I01196100	Ø 42,4 x 2,0 mm



AISI 303	AISI 316	Iron	Per tubo For tube
----------	----------	------	----------------------

E01211	E02211	I01211	Ø 33,7 x 2,0 mm
E01212	E02212	I01212	Ø 42,4 x 2,0 mm



AISI 303	AISI 316	Per tubo For tube
----------	----------	----------------------

E0118	E0118316	Ø 12,0 x 0,5 mm
E01181	E01181316	Ø 14,0 x 0,5 mm
E01182	E01182316	Ø 12,0 x 1,5 mm
E01183	E01183316	Ø 14,0 x 1,5 mm



AISI 316	Per tubo For tube
----------	----------------------

E4100	Ø 42,4 x 2,0 mm
-------	-----------------



AISI 303	AISI 316	Iron	Per tubo For tube
----------	----------	------	----------------------

E0111	E0111316	I0111	Ø 33,7 x 2,0 mm
E011	E011316	I011	Ø 42,4 x 2,0 mm



AISI 303	Iron	Per tubo For tube
E0119010	I0119010	Ø 33,7 x 2,0 mm
E0119020	I0119020	Ø 42,4 x 2,0 mm



AISI 304	Diametro Diameter	A
E040	Ø 33,7 mm	
E041	Ø 42,4 mm	



AISI 316	Per tubo For tube
E2021	Ø 33,7 x 2,0 mm
E452	Ø 42,4 x 2,0 mm



AISI 303	Iron	Per tubo For tube
E0119110	I0119110	Ø 33,7 x 2,0 mm
E0119120	I0119120	Ø 42,4 x 2,0 mm



AISI 316	Per tubo For tube	Spessore tubo Tube thicknes	A
E4090	Ø 42,4 mm	2,0 - 2,6 mm	
E40956	Ø 33,7 mm	1,6 - 2,6 mm	
E316	Ø 42,4 mm	1,5 - 2,6 mm	
E315	Ø 33,7 mm	1,5 - 2,6 mm	



AISI 316	Per tubo For tube	A	H
E457	Ø 33,7 mm	Ø 70 mm	Ø 103 mm
E4571	Ø 42,4 mm	Ø 80 mm	Ø 115 mm



AISI 303	Iron	Per tubo For tube	B
E0119210	I0119210	Ø 33,7 x 2,0 mm	44 mm
E0119220	I0119220	Ø 42,4 x 2,0 mm	54 mm



AISI 316	Per tubo For tube	A
E460	Ø 33,7 mm	Ø 48 mm
E461	Ø 42,4 mm	Ø 55 mm



AISI 303	Iron	Per tubo For tube
A		
E0101	I0101	Ø 33,7 x 2,0 mm
B		
E010	I010	Ø 42,4 x 2,0 mm



AISI 303	Iron	Per tubo For tube
E0119310	I0119310	Ø 33,7 x 2,0 mm
E0119320	I0119320	Ø 42,4 x 2,0 mm



AISI 303	Iron	Per tubo For tube
E0119410	I0119410	Ø 33,7 x 2,0 mm
E0119420	I0119420	Ø 42,4 x 2,0 mm




AISI 303	Iron	Per rondino For round bar
E910510	I910510	Ø 12 mm
E9105	I9105	Ø 14 mm



AISI 316	Per tubo For tube
E464	Ø 33,7 x 2,0 mm
E464/26	Ø 33,7 x 2,6 mm
E465	Ø 42,4 x 2,0 mm
E465/26	Ø 42,4 x 2,6 mm




AISI 316	Per tubo For tube	Dimensioni Dimensions	B x A
E480	Ø 33,7 x 2,0 mm	70 x 57 mm	
E481	Ø 42,4 x 2,0 mm	80 x 60 mm	




AISI 303	Iron	Per rondino For round bar
E911010	I911010	Ø 12 mm
E9110	I9110	Ø 14 mm




AISI 303	Iron	Per rondino For round bar
E912010	I912010	Ø 12 mm
E9120	I9120	Ø 14 mm



AISI 303	Iron	Per rondino For round bar
E911510	I911510	Ø 12 mm
E9115	I9115	Ø 14 mm



AISI 303	Iron	Per rondino For round bar
E912510	I912510	Ø 12 mm
E9125	I9125	Ø 14 mm



AISI 303	Iron	Per rondino For round bar
E913010	I913010	Ø 12 mm
E9130	I9130	Ø 14 mm



AISI 304	Dimensioni Dimensions	grezzo - raw
E039	30 x 30 mm	
E0391	40 x 40 mm	
E0392	50 x 50 mm	
E0393	60 x 60 mm	
E0394	80 x 80 mm	
E0395	100 x 100 mm	
E0396	120 x 120 mm	
E0397	150 x 150 mm	



AISI 316	Per tubo For tube
E4165	90 x 90 mm 3 9/16" x 3 9/16"



satinato - satin finish

AISI 316	Dimensioni Dimensions
E4150	30 x 30 mm
E4151	40 x 40 mm
E4152	50 x 50 mm
E4153	60 x 60 mm
E4154	80 x 80 mm
E4155	100 x 100 mm



AISI 316	Per tubo For tube
E4160	90 x 90 mm - 3 9/16" x 3 9/16"



lucido - mirror polished

AISI 304	Dimensioni Dimensions	Filetto Thread
E0701/HP	Ø 30 mm	M 6
E0702/HP	Ø 40 mm	M 6
E070/HP	Ø 50 mm	M 6
E071/HP	Ø 60 mm	M 8
E072/HP	Ø 70 mm	M 8
E073/HP	Ø 80 mm	M 8
E074/HP	Ø 90 mm	M 8
E075/HP	Ø 100 mm	M 10
E076/HP	Ø 120 mm	M 10



dorato - gold plated

AISI 304	Dimensioni Dimensions	Filetto Thread
E0701/GO	Ø 30 mm	M 6
E0702/GO	Ø 40 mm	M 6
E070/GO	Ø 50 mm	M 6
E071/GO	Ø 60 mm	M 8
E073/GO	Ø 80 mm	M 8
E075/GO	Ø 100 mm	M 10
E076/GO	Ø 120 mm	M 10



satinato - satin finish

AISI 304	AISI 316	Dimensioni Dimensions	Filetto Thread
E0701		Ø 30 mm	M6
E0702		Ø 40 mm	M6
E070		Ø 50 mm	M6
E071		Ø 60 mm	M8
E072304	E072	Ø 70 mm	M8
E073		Ø 80 mm	M8
E074		Ø 90 mm	M8
E075304	E075	Ø 100 mm	M10
E076		Ø 120 mm	M10
E077		Ø 150 mm	M10
E078		Ø 200 mm	M10



AISI 303	AISI 316	Iron	Dimensioni Dimensions	Filetto Thread
E012	E4300	I012	Ø 60 mm	M10
E01201			Ø 55 mm	M10
E0120	E4301		Ø 50 mm	M8
E0121	E4302		Ø 40 mm	M8
E0122			Ø 30 mm	M6
E0123			Ø 25 mm	M6
E0124			Ø 20 mm	M6
E0125			Ø 15 mm	M6



Foro/Hole Ø 10,2 mm

AISI 303	AISI 316	Iron	Dimensioni Dimensions
E0126	E4307		Ø 20 mm foro cieco blind hole
E01262			Ø 20 mm foro passante hole
E01292			Ø 25 mm foro cieco blind hole
E01300	E4313		Ø 30 mm foro passante hole




Foro/Hole Ø 12,2 mm

AISI 303	AISI 316	Iron	Dimensioni Dimensions
E01261			Ø 20 mm foro cieco blind hole
E0127	E4308	I0127	Ø 25 mm foro cieco blind hole
E0129	E4311	I0129	Ø 25 mm foro passante hole
E01302		I01302	Ø 30 mm foro cieco blind hole
E0130	E4314	I0130	Ø 30 mm foro passante hole
E0130/SO		I0130/SO	Ø 30 mm foro passante con grano laterale hole with set screw




Foro/Hole Ø 14,2 mm

AISI 303	AISI 316	Iron	Dimensioni Dimensions
E0128	E4309		Ø 25 mm foro cieco blind hole
E01281	E4312		Ø 25 mm foro passante hole
E01301	E4315		Ø 30 mm foro passante hole
E01301/SO			Ø 30 mm foro passante con grano laterale hole with set screw



AISI 316	Fune Rope	Forza di rottura minima Min. Brake load
EF7X704	Ø 4 mm	9,00 kN
EF7X705	Ø 5 mm	14,00 kN
EF7X706	Ø 6 mm	20,00 kN



AISI 316	Fune Rope	Forza di rottura minima Min. Brake load
EF7X1904	Ø 4 mm	8,50 kN
EF7X1905	Ø 5 mm	14,00 kN
EF7X1906	Ø 6 mm	20,00 kN



AISI 303	AISI 316	Fune Rope	X	A
EA04	EA04316	Ø 4 mm	M8	Ø 15 mm
EA05	EA05316	Ø 5-6 mm	M6	Ø 20 mm



AISI 303	AISI 316	Per tubo For tube	Foro Hole
EB06	EB06316	Ø 33,7 mm	Ø 6,5 mm
EB061	EB061316	Ø 42,4 mm	Ø 6,5 mm
EB063	EB063316	Superficie piana Flat face	Ø 6,5 mm
EB07	EB07316	Ø 33,7 mm	Ø 8,5 mm
EB071	EB071316	Ø 42,4 mm	Ø 8,5 mm
EB073	EB073316	Superficie piana Flat face	Ø 8,5 mm



AISI 316	AISI 316	Fune Rope	Y
sinistro/left	destra/right		
ETF04SX	ETF04DX	Ø 4 mm	60 mm
ETF05SX	ETF05DX	Ø 5 mm	60 mm
ETF06SX	ETF06DX	Ø 6 mm	70 mm




AISI 316	AISI 316	Fune Rope	Y
sinistro/left	destra/right		
ETM04SX	ETM04DX	Ø 4 mm	60 mm
ETM05SX	ETM05DX	Ø 5 mm	60 mm
ETM06SX	ETM06DX	Ø 6 mm	70 mm



AISI 303	AISI 316	Descrizione Description
ED05	ED05316	Snodo con 2 filetti interni M6 Adjustable ropes with 2 M6 thread




AISI 316	Descrizione Description
ET06	Tenditore con filettature interne sinistra/destra M6 Domed head nut right hand thread M6




AISI 316	Descrizione Description
ED06	Dado cieco con gambo prolungato filettatura destra M6 Domed head nut right hand thread M6
ED06SX	Dado cieco con gambo prolungato filettatura sinistra M6 Domed head nut left hand thread M6




AISI 316	Descrizione Description
ED07	Vite a testa bombata M6 filettatura destra Rounded head screw M6 thread right
ED07SX	Vite a testa bombata M6 filettatura sinistra Rounded head screw M6 thread left



AISI 316	Descrizione Description
ETFM06DX	Filettatura a destra Right hand thread
ETFM06SX	Filettatura a sinistra Left hand thread



AISI 316	Fune Rope	A	B
ETFF04	Ø 4 mm	55 mm	48 mm
ETFF05	Ø 5 mm	55 mm	48 mm
ETFF06	Ø 6 mm	56,5 mm	48 mm



AISI 316	Descrizione Description
ETMT06DX	Filettatura a destra Right hand thread
ETMT06SX	Filettatura a sinistra Left hand thread



AISI 316	Fune Rope
ETFT04	Ø 4 mm
ETFT05	Ø 5 mm
ETFT06	Ø 6 mm



AISI 304	Descrizione Description
ETMS06DX	Filettatura a destra Right hand thread
ETMS06SX	Filettatura a sinistra Left hand thread





AISI 304	Fune Rope
ETFS04	Ø 4 mm
ETFS05	Ø 5 mm
ETFS06	Ø 6 mm




AISI 316	Fune Rope	Filetto Thread	A
ETSM8	Ø 4 mm	M6-M8	90 mm
ETSM10	Ø 5 mm	M6-M10	107 mm
ETSM12	Ø 6 mm	M6-M12	119 mm



AISI 303	AISI 316	Fune Rope
ETTB04304	ETTB04	Ø 4 mm
ETTB05304	ETTB05	Ø 5 mm
ETTB06304	ETTB06	Ø 6 mm



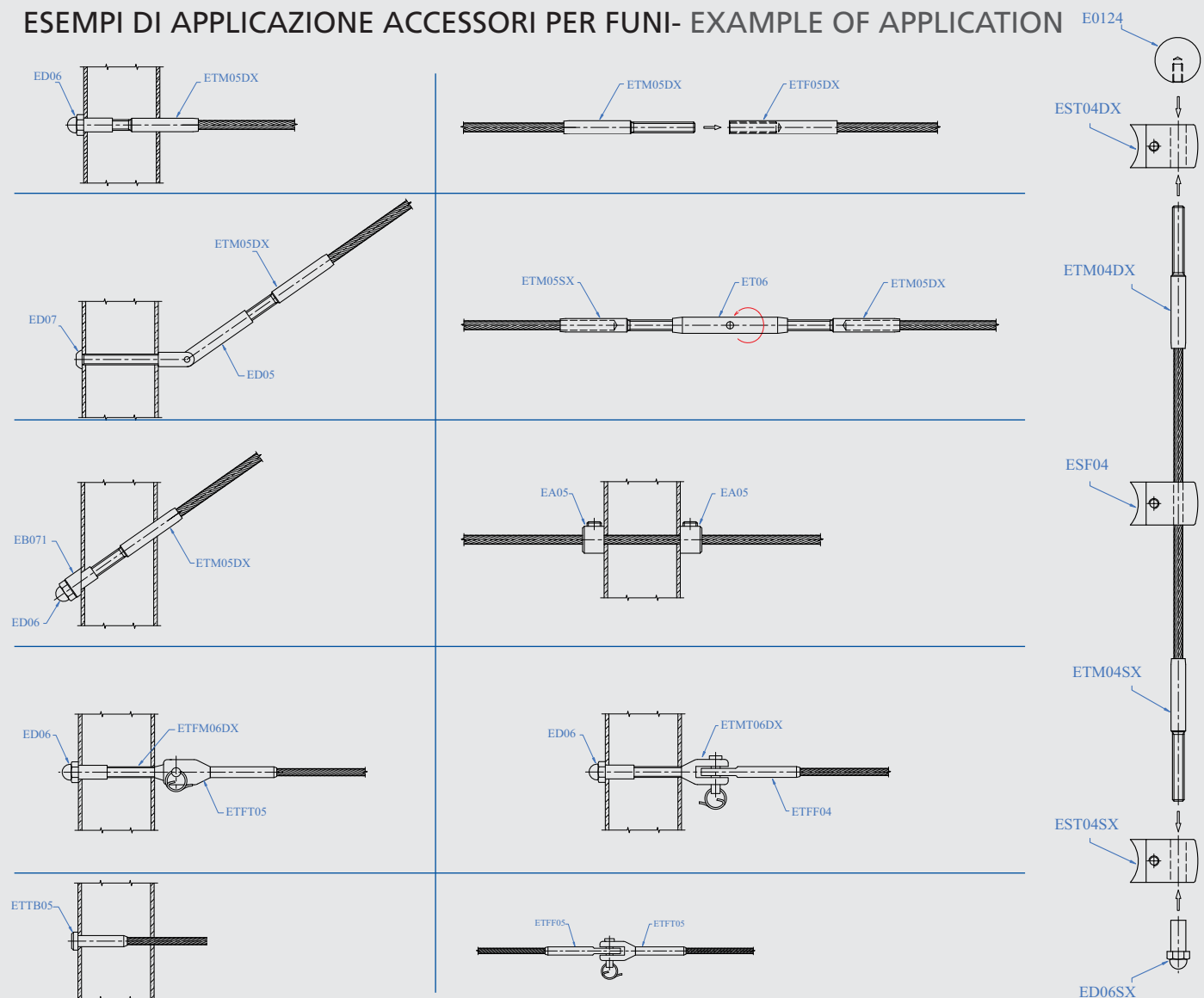
AISI 303	AISI 316	Per tubo For tube	Foro Hole B	Fune Rope
ESF08	ESF08316	Ø 33,7 mm	Ø 8 mm	Ø 4-5-6 mm
ESF081	ESF081316	Ø 42,4 mm	Ø 8 mm	Ø 4-5-6 mm
ESF083	ESF083316	Superficie piana Flat face	Ø 8 mm	Ø 4-5-6 mm



AISI 303	AISI 316	Per tubo For tube	Foro Hole B	Fune Rope
ESF04	ESF04316	Ø 33,7 mm	Ø 4,5 mm	Ø 4 mm
ESF05	ESF05316	Ø 33,7 mm	Ø 5,5 mm	Ø 5 mm
ESF06	ESF06316	Ø 33,7 mm	Ø 6,5 mm	Ø 6 mm
ESF041	ESF041316	Ø 42,4 mm	Ø 4,5 mm	Ø 4 mm
ESF051	ESF051316	Ø 42,4 mm	Ø 5,5 mm	Ø 5 mm
ESF061	ESF061316	Ø 42,4 mm	Ø 6,5 mm	Ø 6 mm
ESF043	ESF043316	Superficie piana Flat face	Ø 4,5 mm	Ø 4 mm
ESF053	ESF053316	Superficie piana Flat face	Ø 5,5 mm	Ø 5 mm
ESF063	ESF063316	Superficie piana Flat face	Ø 6,5 mm	Ø 6 mm

AISI 303	AISI 316	Per tubo For tube	Fune Rope B
EST04DX	EST05DX	Ø 33,7 mm	Ø 4-5-6 mm
EST04SX	EST05SX	Ø 33,7 mm	Ø 4-5-6 mm
EST041DX	EST051DX	Ø 42,4 mm	Ø 4-5-6 mm
EST041SX	EST051SX	Ø 42,4 mm	Ø 4-5-6 mm
EST043DX	EST053DX	Superficie piana Flat face	Ø 4-5-6 mm
EST043SX	EST053SX	Superficie piana Flat face	Ø 4-5-6 mm

ESEMPI DI APPLICAZIONE ACCESSORI PER FUNI- EXAMPLE OF APPLICATION





AISI 304 **AISI 316** Per tubo For tube Foro Hole A

X0069	X4042	Ø 42,4 mm Ø 43,0 mm	Ø 12,2 mm passante/through
X006910	X006910316	Ø 42,4 mm Ø 43,0 mm	Ø 10,2 mm passante/through



AISI 316 Per tubo For tube

X4561	Ø 42,4 x 2,0 mm
X4561/43	Ø 43,0 x 1,5 mm



AISI 316 Per tubo For tube

X459	Ø 42,4 x 2,0 mm Ø 43,0 x 1,5 mm
------	------------------------------------



AISI 316 Per tubo For tube Tondino Round bar A

X40650	Ø 42,4 mm	Ø 12,2 mm
--------	-----------	-----------



AISI 316 Per tubo For tube

X4483	Ø 42,4 x 2,0 mm
-------	-----------------



AISI 316 Altezza Height Per tubo For tube

X031/S1316	75 mm	Ø 42,4 x 2,0 mm
X031/S1316/43	75 mm	Ø 43,0 x 1,5 mm



AISI 316 Per tubo For tube Tondino Round bar A a°

X0069991316	Ø 42,4 mm	Ø 12,2 mm	22-33
-------------	-----------	-----------	-------



AISI 316 Altezza Height H Per tubo For tube

X030/S316	75 mm	Ø 42,4 x 2,0 mm
X030/S316/43	75 mm	Ø 43,0 x 1,5 mm



AISI 316 Per tubo For tube

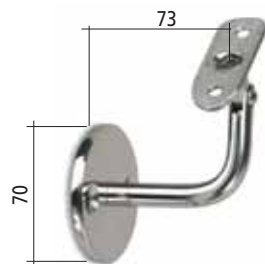
X0070316	Ø 42,4 x 2,0 mm
----------	-----------------

AISI 316 Per tubo For tube Disco Disc

X113316	Ø 42,4 x 2,0 mm Ø 43,0 x 1,5 mm	Ø 100 x 6 mm
---------	------------------------------------	--------------

AISI 316 Altezza Height H Per tubo For tube

X030/S316	75 mm	Ø 42,4 x 2,0 mm
X030/S316/43	75 mm	Ø 43,0 x 1,5 mm



AISI 316 Altezza Height H Per tubo For tube

X0102316	58 mm	Ø 42,4 x 2,0 mm
X0102316/43	58 mm	Ø 43,0 x 1,5 mm



AISI 316 Dimensioni Dimensions Foro Hole Altezza Height

X4072	Ø 105 mm	Ø 43 mm	15 mm
X4072/43	Ø 105 mm	Ø 43,5 mm	15 mm
X40731	Ø 105 mm	Ø 51,50 mm	15 mm

AISI 316 Per tubo For tube

X02231316	Ø 42,4 x 2,0 mm Ø 43,0 x 1,5 mm
-----------	------------------------------------

AISI 316 Altezza Height H Per tubo For tube

X0102316	58 mm	Ø 42,4 x 2,0 mm
X0102316/43	58 mm	Ø 43,0 x 1,5 mm



AISI 316 Per tubo For tube

X456	Ø 42,4 mm
------	-----------



AISI 316 Per tubo For tube

X0223316	Ø 42,4 x 2,0 mm Ø 43,0 x 1,5 mm
----------	------------------------------------



AISI 316 Altezza Height H Per tubo For tube

X0102316	58 mm	Ø 42,4 x 2,0 mm
X0102316/43	58 mm	Ø 43,0 x 1,5 mm

TUTTO LUCIDATO A SPECCHIO
ALL MIRROR POLISHED



AISI 316	Altezza Height	H	Per tubo For tube
X458	60 mm		Ø 42,4 x 2,0 mm
X458/43	60 mm		Ø 43,0 x 1,5 mm



AISI 316	Per tubo For tube
X451	Ø 42,4 x 2,0 mm
X451/43	Ø 43,0 x 1,5 mm



AISI 316	C x D	Per tubo For tube	Spessore vetro Glass thick.
X009	43 x 64 mm	Ø 42,4 mm Ø 43,0 mm	8 - 8,76 e/and 10 mm
X00912	38 x 49 mm	Ø 42,4 mm Ø 43,0 mm	8 - 8,76 e/and 10 mm
X00911	38 x 49 mm	Superficie piana Flat face	8 - 8,76 e/and 10 mm
X0091	43 x 64 mm	Superficie piana Flat face	8 - 8,76 e/and 10 mm
X00960	43 x 64 mm	Ø 42,4 mm	10 - 10,76 e/and 12 mm
X00962	43 x 64 mm	Superficie piana Flat face	10 - 10,76 e/and 12 mm



AISI 316	Altezza Height	H	Per tubo For tube
X4581	60 mm		Ø 42,4 x 2,0 mm
X4581/43	60 mm		Ø 43,0 x 1,5 mm



AISI 316	Per tubo For tube
X446	Ø 42,4 x 2,0 mm
X446/43	Ø 43,0 x 1,5 mm



AISI 316	Altezza Height	H	Per tubo For tube
X454	6 mm		Ø 42,4 x 2,0 mm
X454/43	6 mm		Ø 43,0 x 1,5 mm



Glunzione regolabile
Articulated elbow

AISI 316	Per tubo For tube
X4471	Ø 42,4 x 2,0 mm
X4471/43	Ø 43,0 x 1,5 mm




AISI 316	Per tubo For tube
X468/424	Ø 42,4 x 2,0 mm
X468/43	Ø 43,0 x 1,5 mm



AISI 316	Per tubo For tube
X443	Ø 42,4 x 2,0 mm
X443/43	Ø 43,0 x 1,5 mm



AISI 316	C x D	Per tubo For tube	Spessore vetro Glass thick.
X0092	53 x 53 mm	Ø 42,4 mm Ø 43,0 mm	8 e/and 10 mm
X009221	43 x 43 mm	Ø 42,4 mm	8 e/and 10 mm
X00931	43 x 43 mm	Superficie piana Flat face	8 e/and 10 mm



AISI 316	C x D	Per tubo For tube	Spessore vetro Glass thick.
X00950	52 x 64 mm	Ø 42,4 mm sx Ø 43,0 mm sx	8 - 8,76 e/and 10 mm




AISI 316	Per tubo For tube
X450	Ø 42,4 x 2,0 mm
X450/43	Ø 43,0 x 1,5 mm



AISI 316	Per tubo For tube
X455	Ø 42,4 x 2,0 mm
X455/43	Ø 43,0 x 1,5 mm

AISI 316	C x D	Per tubo For tube	Spessore vetro Glass thick.
X00955	52 x 64 mm	Ø 42,4 mm dx Ø 43,0 mm dx	8 - 8,76 e/and 10 mm





AISI 316	Per tubo For tube
X465	Ø 42,4 x 2,0 mm
X465/43	Ø 43,0 x 1,5 mm



AISI 316	Per tubo For tube
X01151316	Ø 42,4 x 2,0 mm
X01151316/43	Ø 43,0 x 1,5 mm



AISI 316	Dimensioni Dimensions	Foro Hole
X4308	Ø 25 mm foro cieco - blind hole	Ø 12,2 mm
X4309	Ø 25 mm foro cieco - blind hole	Ø 14,2 mm
X4311	Ø 25 mm foro passante - hole	Ø 12,2 mm
X4312	Ø 25 mm foro passante - hole	Ø 14,2 mm



AISI 316	Per tubo For tube
X011316	Ø 42,4 x 2,0 mm
X011316/43	Ø 43,0 x 1,5 mm




AISI 316	Per tubo For tube
X0119316	Ø 42,4 x 2,0 mm
X0119316/43	Ø 43,0 x 1,5 mm



AISI 316	Per tubo For tube
X452	Ø 42,4 x 2,0 mm

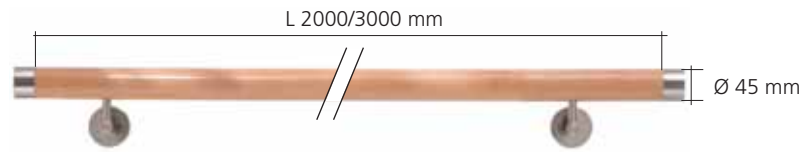




Colore/Colour: Naturale/Natural

AISI 304	Composto da: Composed of:	Lunghezza Length
E6951/1	E691 + n° 2 E4265 + n° 2 E4586	2000 mm
E6951/2	E691 + n° 2 E4260 + n° 2 E4586	2000 mm
E6951/3	E691 + n° 2 E4265 + n° 2 E0224	2000 mm
E6951/4	E691 + n° 2 E4260 + n° 2 E0224	2000 mm
E6951/5	E691 + E4265 + E4260 + E4586 + E0224	2000 mm

AISI 304	Composto da: Composed of:	Lunghezza Length in inches
E6961/1	E691/3000 + n° 2 E4265 + n° 3 E4586	3000 mm
E6961/2	E691/3000 + n° 2 E4260 + n° 3 E4586	3000 mm
E6961/3	E691/3000 + n° 2 E4265 + n° 3 E0224	3000 mm
E6961/4	E691/3000 + n° 2 E4260 + n° 3 E0224	3000 mm



Colore/Colour: Faggio/Beech

AISI 304	Composto da: Composed of:	Lunghezza Length
E695/1	E690 + n° 2 E4265 + n° 2 E4586	2000 mm
E695/2	E690 + n° 2 E4260 + n° 2 E4586	2000 mm
E695/3	E690 + n° 2 E4265 + n° 2 E0224	2000 mm
E695/4	E690 + n° 2 E4260 + n° 2 E0224	2000 mm
E695/5	E690 + E4265 + E4260 + E4586 + E0224	2000 mm

AISI 304	Composto da: Composed of:	Lunghezza Length
E696/1	E690/3000 + n° 2 E4265 + n° 3 E4586	3000 mm
E696/2	E690/3000 + n° 2 E4260 + n° 3 E4586	3000 mm
E696/3	E690/3000 + n° 2 E4265 + n° 3 E0224	3000 mm
E696/4	E690/3000 + n° 2 E4260 + n° 3 E0224	3000 mm



Colore/Colour: Wengè

AISI 304	Composto da: Composed of:	Lunghezza Length
E6952/1	E692 + n° 2 E4265 + n° 2 E4586	2000 mm
E6952/2	E692 + n° 2 E4260 + n° 2 E4586	2000 mm
E6952/3	E692 + n° 2 E4265 + n° 2 E0224	2000 mm
E6952/4	E692 + n° 2 E4260 + n° 2 E0224	2000 mm
E6952/5	E692 + E4265 + E4260 + E4586 + E0224	2000 mm

AISI 304	Composto da: Composed of:	Lunghezza Length
E6962/1	E692/3000 + n° 2 E4265 + n° 3 E4586	3000 mm
E6962/2	E692/3000 + n° 2 E4260 + n° 3 E4586	3000 mm
E6962/3	E692/3000 + n° 2 E4265 + n° 3 E0224	3000 mm
E6962/4	E692/3000 + n° 2 E4260 + n° 3 E0224	3000 mm



Grezzo da verniciare - Raw finish, unpainted

Wood	Descrizione Description
E690/G	Corrimano in legno lg. 2,0 m Wooden handrail 6,5 ft long
E690/3000/G	Corrimano in legno lg. 3,0 m Wooden handrail 10 ft long



Colore/Colour: Naturale/Natural

Wood	Descrizione Description
E691	Corrimano in legno lg. 2,0 m Wooden handrail 6,5 ft long
E691/3000	Corrimano in legno lg. 3,0 m Wooden handrail 10 ft long



Colore/Colour: Faggio/Beech

Wood	Descrizione Description
E690	Corrimano in legno lg. 2,0 m Wooden handrail 6,5 ft long
E690/3000	Corrimano in legno lg. 3,0 m Wooden handrail 10 ft long



Colore/Colour: Wengè

Wood	Descrizione Description
E692	Corrimano in legno lg. 2,0 m Wooden handrail 6,5 ft long
E692/3000	Corrimano in legno lg. 3,0 m Wooden handrail 10 ft long



AISI 304 Descrizione
Description

E602 Raccordo a "T" per tubo
"T" fitting for tube Ø 42,4 x 2,0 mm



AISI 304 Descrizione
Description

E605 Giunzione snodata
Pivotable connector



AISI 304 Descrizione
Description

E0224 Reggicorrimano
Handrail support



AISI 304 Descrizione
Description

E603 Giunzione per corrimani in legno
Wooden handrail connector Ø 45 mm



AISI 304 Descrizione
Description

E6070 Giunzione snodata
Pivotable connector

Plastic Descrizione
Description

E600/T Tappi di plastica completi di vite per fissaggio dei terminali e delle curve
Plastic supports for end caps and fittings (screw included)



Aluminium Descrizione
Description

E600/D Dima di centraggio per forature dei corrimani
Drill-gauge for wooden handrails



AISI 304 Descrizione
Description

E600 Curva corrimano 90°
90° curved



AISI 304 Descrizione
Description

E6080 Diametro foro
Hole Diameter
Ø 45 mm



AISI 304 Descrizione
Description

E601 Angolo corrimano 90°
90° angle



AISI 304 Descrizione
Description

E4265 Terminale piano
Flat end terminal

Iron Descrizione
Description

E600/D1 Dima per eseguire fori radiali per corrimani Ø 45 mm
Drilling template for radial holes in wooden handrails Ø 45 mm



AISI 304 Descrizione
Description

E604 Curva regolabile
Articulated angle




AISI 304 Descrizione
Description

E4260 Terminale bombato
Rounded end terminal



AISI 304 Descrizione
Description

E4586 Reggicorrimano
Handrail support



EINSM6X12
ESM614
Dado da infilare + vite filettata M6 compresi nella fornitura del reggicorrimano E4586
Screw in nut + set screw M6 included with handrail support E4586



RIVOLUZIONARIO SISTEMA DI RECINZIONI TRASPARENTI

TESTATO E CERTIFICATO A 200 Kg/ml

LA CERTIFICAZIONE E IL RAPPORTO DEI TEST
SONO DISPONIBILI SUL SITO

WWW.ARTEFERROINOX.COM



REVOLUTIONARY SYSTEM FOR GLASS RAILING

TESTED AND CERTIFIED AT 200 Kg/ml

CERTIFICATION AN TESTED
REPORT AVAILABLE AT

WWW.ARTEFERROINOX.COM

Supporto per vetro a pavimento - Floor Fixing Channel End Accessories



ALUMINIUM Descrizione Description

E1600100 Supporto per vetro da ancorare a pavimento in alluminio effetto acciaio inox
Aluminium support for floor anchorage

ALUMINIUM Cod. art. Art. no.

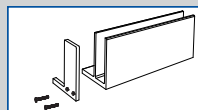
E1600500

ALUMINIUM Cod. art. Art. no.



E1600600

ALUMINIUM Cod. art. Art. no.

E1600700



Supporto per vetro a parete - Wall Fixing Channel End Accessories



ALUMINIUM Descrizione Description

E1700200 Supporto per vetro da ancorare a parete in alluminio effetto acciaio inox
Aluminium support for wall anchorage

ALUMINIUM Descrizione Description

E1700300 Carter di chiusura fori per E1700200
Carter to cover the holes of E1700200

ALUMINIUM Cod. art. Art. no.

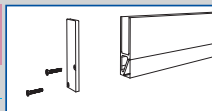
E1700500

ALUMINIUM Cod. art. Art. no.

E1700600

ALUMINIUM Cod. art. Art. no.

E1700700



Rubber Descrizione Description

E1999830 Cuneo di fissaggio in materiale sintetico
Fixing wedge made of synthetic material

Rubber Descrizione Description

E1999800 Guarnizioni per art. E1600100 e E1700200
Gaskets for art. E1600100 and E1700200

E1999810 Guarnizioni per art. E1600100 e E1700200
Gaskets for art. E1600100 and E1700200

Spessore vetro Glass thickness

16,76
17,52 mm

20,76
21,52 mm

Rubber Descrizione Description

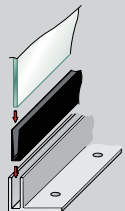
E1999850 Guarnizioni di chiusura
Closing Gaskets

E1999860 Guarnizioni di chiusura
Closing Gaskets

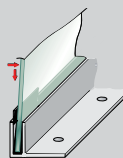
Spessore vetro Glass thickness

16,76
17,52 mm

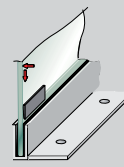
20,76
21,52 mm



INSERIRE VETRO NEL DISPOSITIVO DI SERRAGGIO E ADAGIARE IL TUTTO NEL PROFILO IN ALLUMINIO
INSERT THE GLASS IN THE CLOSING DEVICE AND LAY EVERYTHING IN THE ALUMINIUM PROFILE



SBILANCIARE IL VETRO SU UN LATO ED INSERIRE I CUNEI NELLA PARTE OPPOSTA DEL VETRO.
MOVE THE GLASS ON ONE SIDE AND INSERT WEDGES IN THE OPPOSITE SIDE OF THE GLASS



FISSARE DEFINITIVAMENTE IL VETRO INSERENDO I CUNEI NEL LATO IN CUI MANCANO ESERCITANDO UNA LEGGERA PRESSIONE
FIX THE GLASS PUTTING WEDGES IN THE OTHER SIDE OF THE GLASS APPLYING A SLIGHT PRESSION

PER LUOGHI PUBBLICI
E AFFOLLATI

TESTATO A 300 KG/ML

UNA COPIA COMPLETA DEI TEST TÜV
SONO DISPONIBILI SUL SITO
WWW.ARTEFERROINOX.COM

FOR PUBLIC AND
CROWDED SPACES

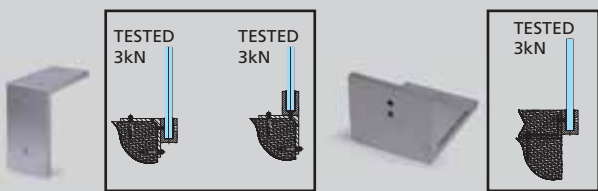
TESTED AT 300 Kg/ml

FULL COPY THE TÜV TEST REPORT IS
AVAILABLE DOWNLOAD AT
WWW.ARTEFERROINOX.COM



Iron Cod. art.
Art. no.
E1800200

Iron Cod. art.
Art. no.
E1800300




Iron Cod. art.
Art. no.
E1800400

Iron Cod. art.
Art. no.
E1800500

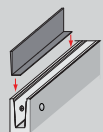


ALUMINIUM Cod. art.
Art. no.
E1800800

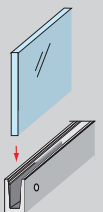
Aluminium Descrizione
Description
E1800100 Supporto per vetro da ancorare a pavimento in alluminio effetto acciaio inox
Aluminium support for floor anchorage



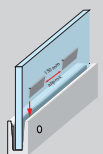
Rubber	Cod. art. Art. no.	Descrizione Description	Spessore vetro Glass thickness
	E1800600	Guarnizioni in gomma da utilizzare con articoli E1800100 Rubber gaskets to be used with items E1800100	26,5 - 27 mm 1 3/64" - and 1 1/16"
	E1800700	Guarnizioni in gomma da utilizzare con articoli E1800100 Rubber gaskets to be used with items E1800100	30,5 - 31 mm 1 13/64" and 1 7/32"



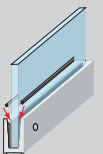
INSERIRE ALL'INTERNO DEL PROFILO IN ALLUMINIO LA GUARNIZIONE AD L
INSERT IN THE ALUMINIUM PROFILE THE CHOSEN L SHAPED RUBBER GASKET



ADAGIARE IL VETRO AL PROFILO AD L
PUT THE GLASS INSIDE THE RUBBER GASKET



FISSARE IL TUTTO UTILIZZANDO I CUNEI DENTATI POSIZIONARE I CUNEI NEL LATO OPPOSTO ALLA GUARNIZIONE AD L
FIX THE WHOLE STRUCTURE USING THE WEDGES. PLACE THE WEDGES ON THE OPPOSITE SIDE OF THE L SHAPED GASKET



TERMINARE IL MONTAGGIO APPLICANDO LE GUARNIZIONI DI CHIUSURA PER PROTEGGERE IL SISTEMA DAGLI AGENTI ATMOSFERICI
FINISH THE ASSEMBLY BY PUTTING THE CLOSING GASKET TO PROTECT THE SYSTEM AGAINST THE WEATHER (RAIN, SNOW, ETC.)



Rubber	Cod. art. Art. no.	Descrizione Description	Spessore vetro Glass thickness
	E1800610	Cuneo di fissaggio in materiale sintetico Fixing wedge made of synthetic material	26,5 - 27 mm 1 3/64" - and 1 1/16"
	E1800710	Cuneo di fissaggio in materiale sintetico Fixing wedge made of synthetic material	30,5 - 31 mm 1 13/64" and 1 7/32"



Rubber	Cod. art. Art. no.	Descrizione Description	Spessore vetro Glass thickness	Lunghezza bobina Coil length
	E1800620	Guarnizioni di chiusura Closing Gaskets	26,5 - 27 mm 5/8" - and 11/16"	30 mt. 100'
	E1800720	Guarnizioni di chiusura Closing Gaskets	26,5 - 27 mm 5/8" - and 11/16"	30 mt. 100'





Grezzo da verniciare - Raw finish, unpainted

Wood	Descrizione Description
EW110000G	Corrimano in legno lg. 2,0 m Wooden handrail 6,5 ft long



Grezzo da verniciare - Raw finish, unpainted

Wood	Descrizione Description
EW1100424G	Corrimano in legno lg. 2,0 m Wooden handrail 6,5 ft long



AISI 316	Tubo scanalato Groove tube
EW120010	Ø 42,4 mm



Colore/Colour: Naturale/Natural

Wood	Descrizione Description
EW1100001	Corrimano in legno lg. 2,0 m Wooden handrail 6,5 ft long



Colore/Colour: Naturale/Natural

Wood	Descrizione Description
EW11004241	Corrimano in legno lg. 2,0 m Wooden handrail 6,5 ft long



AISI 316	Tubo Tube
E1500100	Ø 42,4 x 1,5 mm
E1500110	Ø 48,3 x 1,5 mm



Colore/Colour: Faggio/Beech

Wood	Descrizione Description
EW1100002	Corrimano in legno lg. 2,0 m Wooden handrail 6,5 ft long



Colore/Colour: Faggio/Beech

Wood	Descrizione Description
EW11004242	Corrimano in legno lg. 2,0 m Wooden handrail 6,5 ft long



AISI 316	Tubo Tube
E1400100	Ø 42,4 x 1,5 mm
E1400110	Ø 48,3 x 1,5 mm



Colore/Colour: Wengè

Wood	Descrizione Description
EW1100003	Corrimano in legno lg. 2,0 m Wooden handrail 6,5 ft long



Colore/Colour: Wengè

Wood	Descrizione Description
EW11004243	Corrimano in legno lg. 2,0 m Wooden handrail 6,5 ft long



AISI 316	Tubo Tube
E1300100	Ø 42,4 x 1,5 mm
E1300110	Ø 48,3 x 1,5 mm




Disponibile anche in multipli di 6 metri
Also available in groups of 6 meters

Rubber	Tubo Tube	Vetro Glass	Lungh. bobina Coil length
E1999100	Ø 42,4 mm	8 - 10,76 mm	30 mt.
E1999200	Ø 42,4 mm	12 - 16,76 mm	30 mt.
E1999300	Ø 42,4 mm	16,76 - 18 mm	30 mt.
E1999400	Ø 48,3 mm	8 - 13 mm	30 mt.
E1999500	Ø 48,3 mm	14 - 18 mm	30 mt.
E1999650	Ø 48,3 mm	18 - 21,5 mm	30 mt.



AISI 316	Tubo Tube
E1100424	Ø 42,4 x 15 x 6000 mm
E1100483	Ø 48,3 x 1,5 x 6000 mm



AISI 316	Tubo Tube
E1200100	Ø 42,4 x 1,5 mm
E1200110	Ø 48,3 x 1,5 mm



AISI 316	Tubo Tube
E1100000	Ø 42,4 x 15 x 6000 mm



AISI 316	Tubo Tube
E1100100	Ø 42,4 x 1,5 mm
E1100110	Ø 48,3 x 1,5 mm



AISI 304	Lungh. Length 3000 mm	AISI 304	Lungh. Length 3000 mm
E00152020	20 x 20 x 1,5 mm	E06152020	20 x 20 x 1,5 mm
E00202525	25 x 25 x 2,0 mm	E06202525	25 x 25 x 2,0 mm
E00203030	30 x 30 x 2,0 mm	E06203030	30 x 30 x 2,0 mm
E00204040	40 x 40 x 2,0 mm	E06204040	40 x 40 x 2,0 mm
E00205050	50 x 50 x 2,0 mm	E06205050	50 x 50 x 2,0 mm
E00206060	60 x 60 x 2,0 mm	E06206060	60 x 60 x 2,0 mm


AISI 316	Lungh. Length 3000 mm	AISI 316	Lungh. Length 3000 mm
E10152020	20 x 20 x 1,5 mm	E16152020	20 x 20 x 1,5 mm
E10202525	25 x 25 x 2,0 mm	E16202525	25 x 25 x 2,0 mm
E10203030	30 x 30 x 2,0 mm	E16203030	30 x 30 x 2,0 mm
E10204040	40 x 40 x 2,0 mm	E16204040	40 x 40 x 2,0 mm
E10205050	50 x 50 x 2,0 mm	E16205050	50 x 50 x 2,0 mm
E10206060	60 x 60 x 2,0 mm	E16206060	60 x 60 x 2,0 mm
E10203020	30 x 20 x 2,0 mm	E16203020	30 x 20 x 2,0 mm
E10204020	40 x 20 x 2,0 mm	E16204020	40 x 20 x 2,0 mm
E10204030	40 x 30 x 2,0 mm	E16204030	40 x 30 x 2,0 mm
E10205030	50 x 30 x 2,0 mm	E16205030	50 x 30 x 2,0 mm
E10206040	60 x 40 x 2,0 mm	E16206040	60 x 40 x 2,0 mm




AISI 303	AISI 316	Per tubo quadro For square tube
E037500	E037510	30 x 30 x 2,0 mm
E037600	E037610	40 x 40 x 2,0 mm



AISI 303	AISI 316	Per tubo quadro For square tube
E037100	E037110	30 x 30 x 2,0 mm
E037200	E037210	40 x 40 x 2,0 mm



AISI 304	AISI 316	Per tubo For tube	Spess. Thickn.
E02050	E02050316	40 x 40 mm	6 mm



AISI 316	Per tubo For tube	B
E4700	30 x 30 x 2,0 mm	70 mm
E4701	40 x 40 x 2,0 mm	80 mm
E4702	50 x 50 x 2,0 mm	95 mm
E4703	60 x 60 x 2,0 mm	105 mm



Richiedeteci il nostro catalogo completo

Ask for our complete catalogue

www.arteferro.com




AISI 304	AISI 316	Foro Hole	Altezza Height
E02051	E02051316	41 x 41 mm	15 mm




AISI 316	Foro Hole	Altezza Height
E02052316	41 x 41 mm	15 mm




AISI 304	AISI 316	Per tubo For tube	A
E11340	E11340316	Superficie piana Flat face	



AISI 316	Per tubo For tube	B
E4720	20 x 20 x 1,5 mm	20 mm
E4721	25 x 25 x 2,0 mm	20 mm
E4722	30 x 30 x 2,0 mm	25 mm
E4723	40 x 40 x 2,0 mm	25 mm



AISI 316	Per tubo For tube	B
E4710	20 x 20 x 1,5 mm	20 mm
E4711	25 x 25 x 2,0 mm	20 mm
E4712	30 x 30 x 2,0 mm	25 mm
E4713	40 x 40 x 2,0 mm	25 mm




AISI 316	Per tubo For tube
E4743	40 x 40 x 2,0 mm

AISI 316	Per tubo For tube	B
E4730	20 x 20 x 1,5 mm	20 mm
E4731	25 x 25 x 2,0 mm	20 mm
E4732	30 x 30 x 2,0 mm	25 mm
E4733	40 x 40 x 2,0 mm	25 mm


AISI 316	Per tubo For tube
E4200	20 x 20 x 1,5 mm
E4210	25 x 25 x 2,0 mm
E4220	30 x 30 x 2,0 mm
E4230	40 x 40 x 2,0 mm
E4240	50 x 50 x 2,0 mm
E4250	60 x 60 x 2,0 mm

AISI 316	Per tubo For tube
E4251	30 x 20 x 2,0 mm
E4252	40 x 20 x 2,0 mm
E4253	40 x 30 x 2,0 mm
E4254	50 x 30 x 2,0 mm
E4255	60 x 60 x 2,0 mm

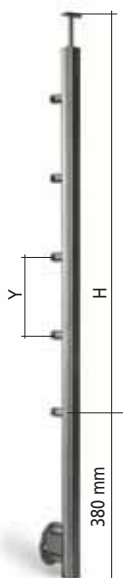


AISI 316	AISI 304	Iron	X	H
E00421316	E00421	I00421	33,7 x 2,0 mm	1000 mm
E00422316	E00422	I00422	33,7 x 2,0 mm	1200 mm
E0042316	E0042	I0042	42,4 x 2,0 mm	1000 mm
E0040316	E0040	I0040	42,4 x 2,0 mm	1200 mm

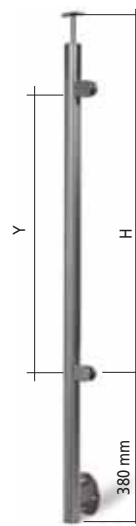
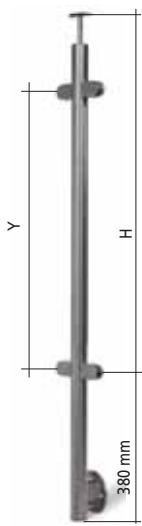
AISI 316	AISI 304	Iron	X	H
E004501316	E004501	I00451	33,7 x 2,0 mm	1200 mm
E00450316	E00450	I00450	42,4 x 2,0 mm	1200 mm



AISI 304	AISI 316	Ø montante Newel post dia.	Ø tondini bar diameter	N° reggitondini N° bar holder	Y	Reggicorrimano snodato Pivotable handrail support	H
EM2331205F	EM4331205F	33,7 x 2,0 mm	12 mm	5	170 mm	No	1000 mm
EM2331207F	EM4331207F	33,7 x 2,0 mm	12 mm	7	125 mm	No	1000 mm
EM2421205F	EM4421205F	42,4 x 2,0 mm	12 mm	5	170 mm	No	1000 mm
EM2421207F	EM4421207F	42,4 x 2,0 mm	12 mm	7	125 mm	No	1000 mm
EM2331205S	EM4331205S	33,7 x 2,0 mm	12 mm	5	170 mm	Si - Yes	1000 mm
EM2331207S	EM4331207S	33,7 x 2,0 mm	12 mm	7	125 mm	Si - Yes	1000 mm
EM2421205S	EM4421205S	42,4 x 2,0 mm	12 mm	5	170 mm	Si - Yes	1000 mm
EM2421207S	EM4421207S	42,4 x 2,0 mm	12 mm	7	125 mm	Si - Yes	1000 mm



AISI 304	AISI 316	Ø montante Newel post dia.	Ø tondini bar diameter	N° reggitondini N° bar holder	Y	Reggicorrimano snodato Pivotable handrail support	H
EL2331205F	EL4331205F	33,7 x 2,0 mm	12 mm	5	170 mm	No	1200 mm
EL2331207F	EL4331207F	33,7 x 2,0 mm	12 mm	7	125 mm	No	1200 mm
EL2421205F	EL4421205F	42,4 x 2,0 mm	12 mm	5	170 mm	No	1200 mm
EL2421207F	EL4421207F	42,4 x 2,0 mm	12 mm	7	125 mm	No	1200 mm
EL2331205S	EL4331205S	33,7 x 2,0 mm	12 mm	5	170 mm	Si - Yes	1200 mm
EL2331207S	EL4331207S	33,7 x 2,0 mm	12 mm	7	125 mm	Si - Yes	1200 mm
EL2421205S	EL4421205S	42,4 x 2,0 mm	12 mm	5	170 mm	Si - Yes	1200 mm
EL2421207S	EL4421207S	42,4 x 2,0 mm	12 mm	7	125 mm	Si - Yes	1200 mm

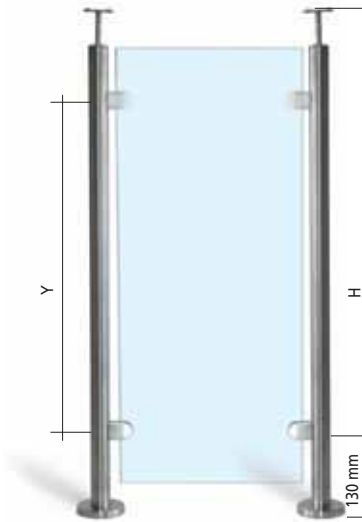



R = Reggicorrimano snodato - Pivotal handrail support

R = Reggicorrimano snodato - Pivotal handrail support

AISI 304	AISI 316	Ø montante Newel post dia.	Y	H	R
ER23304PF	ER43304PF	33,7 x 2,0 mm	640 mm	1200 mm	No
ER23304PS	ER43304PS	33,7 x 2,0 mm	640 mm	1200 mm	Si - Yes
ER24204PF	ER44204PF	42,4 x 2,0 mm	640 mm	1200 mm	No
ER24204PS	ER44204PS	42,4 x 2,0 mm	640 mm	1200 mm	Si - Yes

AISI 304	AISI 316	Ø montante Newel post dia.	Y	H	R
ER23302PF	ER43302PF	33,7 x 2,0 mm	640 mm	1200 mm	No
ER23302PS	ER43302PS	33,7 x 2,0 mm	640 mm	1200 mm	Si - Yes
ER24202PF	ER44202PF	42,4 x 2,0 mm	640 mm	1200 mm	No
ER24202PS	ER44202PS	42,4 x 2,0 mm	640 mm	1200 mm	Si - Yes




R = Reggicorrimano snodato - Pivotal handrail support

R = Reggicorrimano snodato - Pivotal handrail support

AISI 304	AISI 316	Ø montante Newel post dia.	Y	H	R
EP23304PF	EP43304PF	33,7 x 2,0 mm	640 mm	1000 mm	No
EP23304PS	EP43304PS	33,7 x 2,0 mm	640 mm	1000 mm	Si - Yes
EP24204PF	EP44204PF	42,4 x 2,0 mm	640 mm	1000 mm	No
EP24204PS	EP44204PS	42,4 x 2,0 mm	640 mm	1000 mm	Si - Yes

AISI 304	AISI 316	Ø montante Newel post dia.	Y	H	R
EP23302PF	EP43302PF	33,7 x 2,0 mm	640 mm	1000 mm	No
EP23302PS	EP43302PS	33,7 x 2,0 mm	640 mm	1000 mm	Si - Yes
EP24202PF	EP44202PF	42,4 x 2,0 mm	640 mm	1000 mm	No
EP24202PS	EP44202PS	42,4 x 2,0 mm	640 mm	1000 mm	Si - Yes



Se quello che cerchi non è qui noi possiamo farlo apposta per te!

If you can't find what you need, we can make it specially for you!

MONTANTI EXTRA STRONG 3kN EXTRA STRONG NEWEL POSTS 3kN

Nasce la linea di montanti extra strong !!

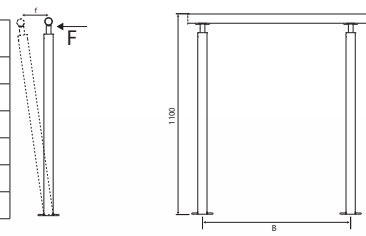
4 nuovi modelli testati e certificati secondo le più severe norme di sicurezza. Ogni piantone resiste ad una trazione orizzontale di 1.5 Kn. Montandone 2 ad una distanza di 1 mt otterremo un parapetto capace di resistere a 3 Kn di trazione. Testato dall'ente internazionale TÜV SÜD. Test report numero MEC 10117.00

A new line of extra strong newel posts is now available !!

4 new tested models, certified according to the most severe security laws. Each post resists to an horizontal traction force of 1.5 kN. With 2 of them placed 1m away one another we would get a railing (baluster) resisting to a 3kN traction force Tested by the international company TÜV SÜD. Test report number MEC 10117.00


EXTRA STRONG 

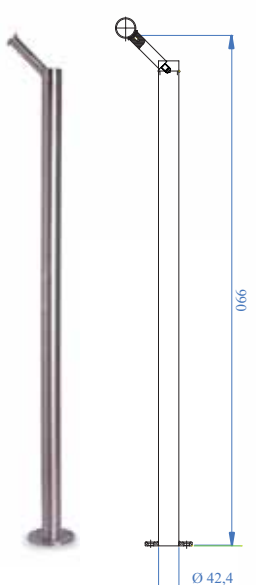
F	B (max)	f
0,50 Kn/m	1500 mm	≤ 25 mm
0,75 Kn/m	1500 mm	≤ 25 mm
1,00 Kn/m	1000 mm	≤ 25 mm
1,50 Kn/m	1000 mm	≤ 25 mm
2,00 Kn/m	1000 mm	≤ 25 mm
3,00 Kn/m	1000 mm	≤ 25 mm



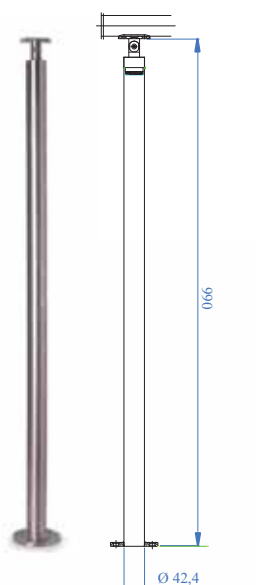
UNA COPIA COMPLETA DEI TEST TÜV SONO
DISPONIBILI SU
WWW.ARTEFERRO.COM

A FULL COPY OF THE TÜV TEST REPORT
IS AVAILABLE DOWNLOAD AT
WWW.ARTEFERRO.COM







AISI 316	AISI 304
Art. no.	Art. no.
EM4420000F3K	EM2420000F3K



AISI 316	AISI 304
Art. no.	Art. no.
EM4420000S3K	EM2420000S3K



AISI 316	AISI 304
Art. no.	Art. no.
EL4420000S3K	EL2420000S3K



AISI 316	AISI 304
Art. no.	Art. no.
EL4420000F3K	EL2420000F3K

I MONTANTI EXTRA STRONG CERTIFICATI
CERTIFIED EXTRA STRONG NEWEL POSTS

REGGICORRIMANO
TONDO PIENO DIAMETRO
14 mm
SOLID ROUND
DIA. 14 mm
HANDRAIL SUPPORT

REGGICORRIMANO
DISASSATO
ANTISCALATA
ANTI-Climbing
MISALIGNED
HANDRAIL SUPPORT

SALDATO E SUCCESSIVAMENTE
MOLATO
WELDED AND
THEN GRINDED

SPESSORE TUBO
3 mm
TUBE THICKNESS
3 mm

4 FORI PER UNA
MAGGIORE TENUTA
4 HOLES FOR A
STRONGER HOLD

DOPPIA SALDATURA A
TIG CONTINUA SOPRA E
SOTTO
DOUBLE TIG CONTINUOUS
UP AND UNDER WELDING

SPESSORE FLANGIA
8 mm
FLANGE THICKNESS
8 mm



enjoy the

new

website

www.arteferroinox.com



IL GRANDE FABBRO

ARCHITECTURAL METAL CONTRACTING

Vicenza Fiera - Tradeshow



Asiago Chalet privato - Private chalet



Kuwait Villa privata - Private Villa



Bassano del Grappa Residence



Megeve Villa privata - Private Villa



Okija Tenuta provata - Manor House



Thiene Villa privata - Private Villa



Principato di Monaco Palazzo - Palace



IL GRANDE FABBRO® è la divisione di Ind.i.a. SPA che si occupa di lavori finiti.

In gran parte dei casi questo accade collaborando con i fabbri che tramite Ind.i.a. ci contattano (un esempio è stato il restauro di Piazza Vittorio a Roma). Qualche volta direttamente (creazione ex novo del ferro battuto ad Euro Disney, Parigi) causa enormità dell'opera che ci obbliga ad affrontare il lavoro in prima persona.

IL GRANDE FABBRO® è infatti sempre a disposizione del progettista laddove i lavori di recinzione, protezione o puramente estetici in ferro, inox e altri metalli siano parte importante di un progetto. Uno studio tecnico in grado di progettare con esperienza e creatività qualsiasi elemento il committente richieda ed una squadra di dipendenti altamente qualificati con capacità tali da permetterci di sviluppare opere di qualunque dimensione e complessità sono gli elementi chiave che ci contraddistinguono. La presenza capillare nei mercati principali della casa madre Ind.i.a. SPA (20 filiali ed oltre 2500 distributori), leader mondiale nella produzione e distribuzione di semi lavorati in ferro ed acciaio inox, facilita ad IL GRANDE FABBRO® l'esecuzione di opere praticamente in ogni parte del mondo. In conclusione; capacità tecniche, conoscenze artistiche e la flessibilità offerte da IL GRANDE FABBRO® lo rendono il partner ideale per chiunque abbia necessità di compiere opere di medie e grandi dimensioni in ferro battuto, acciaio inox e altri metalli.

IL GRANDE FABBRO® is the division of Ind.i.a. S.P.A. that deals with finished works.

This division functions through two channels: the first channel begins with blacksmiths and their cooperation with our head office, as was the case for the restoration of Piazza Vittorio in Rome. The second channel is the direct one: it deals with projects of such mass proportions that entire plans must be finalized face-to-face, as it occurred during the initial and subsequent design phases of wrought iron fencing at Euro Disney in Paris.

One of the reasons IL GRANDE FABBRO® is so exceptional is because the service is always at the disposal of the designer. Whether your project includes: security gating, fencing, purely aesthetic wrought iron works, stainless steel, or other metals, we will be there to help you create exactly what you are looking for. Our skilled technical department, as well as our expert blacksmiths, have worked with each component we produce, and they are able to develop works of any size and complexity. The widespread presence of Ind.i.a. S.P.A., as well as that of its affiliates and distributors in the metal industry, allows the IL GRANDE FABBRO® service to reach fabricators, architects, and designers all over the world. As a matter of fact, Ind.i.a. SPA is a world leader company in the production and distribution of wrought iron and stainless steel components. Therefore, the technical skills, the artistic knowledge, and the flexibility offered by IL GRANDE FABBRO®, make it the ideal service and partner for anyone wishing to establish plans of moderate to large dimensions in wrought iron, stainless steel and other metals.

Bruno Baccato

ArteferroCAD

WEB CONFIGURATOR 4.0



Realizzare un cancello, una recinzione, una scala o, in generale, una composizione in Acciaio Inox o ancor più in Ferro Battuto mette l'artigiano nella condizione di dover scegliere tra migliaia di possibilità realizzative a livello estetico. Tale ricchezza è, naturalmente, resa possibile dalla grande varietà di articoli disponibili e dalla possibilità di ottenere da loro molteplici composizioni.

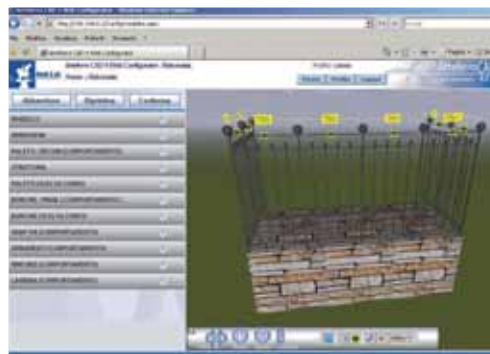
Tale gamma di prodotti, di linee e di motivi che possono essere assemblati, creando ad ogni passaggio differenti effetti, porta l'artigiano in un terreno che molto si avvicina all'arte in quanto la progettazione comporta precise scelte estetiche che ben si adattino all'ambiente dove verranno collocate.

Una delle necessità più frequentemente avvertite dai Fabbri e dai loro clienti è quella di visualizzare la composizione preventivamente al contempo i materiali e stimandone quindi agevolmente i costi, e potendone modificare l'aspetto "con un click". Per venire incontro a tale necessità Ind.i.a. spa da anni abbina ai suoi già riccamente illustrati cataloghi (oltre 2000 foto ambientate) un software di progettazione 3D chiamato Arteferro CAD.

Tale strumento è quindi un aiuto per i fabbri ed architetti nel visualizzare l'effetto di insieme ed inoltre è un efficace strumento di vendita nei confronti del cliente che riesce a visualizzare con immediatezza e efficacia la composizione che desidera, sia essa una scala, un cancello, una recinzione o altro. Per restare al passo con i tempi il software è stato strutturato per essere un prodotto esclusivamente web e verrà reso disponibile nel corso dei primi mesi del 2010.

La principale novità introdotta con la nuova versione del Software, chiamato Arteferro CAD 4 - Web configurator, è la sua fruibilità esclusivamente on-line. Tale scelta è motivata dalla volontà di proporre ai professionisti e agli "Innamorati del Ferro Battuto e dell' Acciaio Inox" un programma che sia costantemente aggiornato tramite l'inserimento di sempre nuovi articoli e composizioni pre-costruite senza il peso di continui aggiornamenti del programma. La libreria di articoli disponibile arriverà a contare oltre 10.000 pezzi selezionati da Ind.i.a. spa e conterrà anche la linea di prestigio "Gonzato Design".

La prima release del programma permette di realizzare composizioni in Ferro Battuto e verrà seguita anche dalla funzione per progettare con l'acciaio Inox.



Requisiti per un corretto funzionamento:

Microsoft Internet Explorer 7 - Linea internet - Consigliata scheda grafica 3D con risoluzione video di 1280 x 1024 pixel o superiore

There is true artistic expression in the design of stainless steel and wrought iron products. Craftsmen have thousands of options for gates, fences, staircases, or any other product made from the materials. The vast array of options is made possible by the wide range of items available and by the various methods of combining them. The broad range of product lines and to-be-assembled patterns also inspire the creation of diverse aesthetic effects. Creative uses of wrought iron and stainless steel allow any craftsman the freedom of artistic style, since the creation or design process entails precise aesthetic choices which have to perfectly suit the environment in which they will be placed.

One of the needs most frequently felt by blacksmiths (fabricators) and their customers is the need to visualize designs and evaluate the materials used in those designs at the same time. This allows for easy estimation of costs and the chance to make changes with just a click of the mouse.

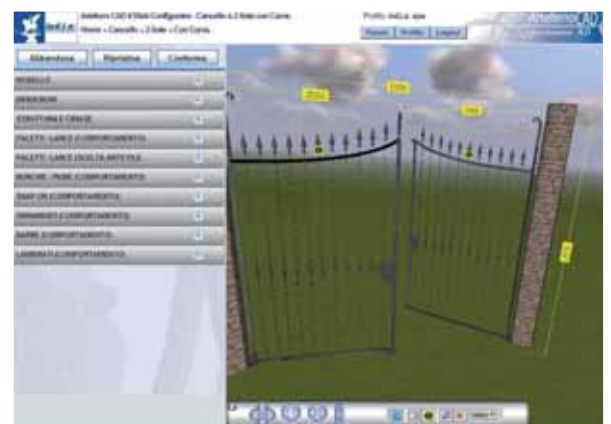
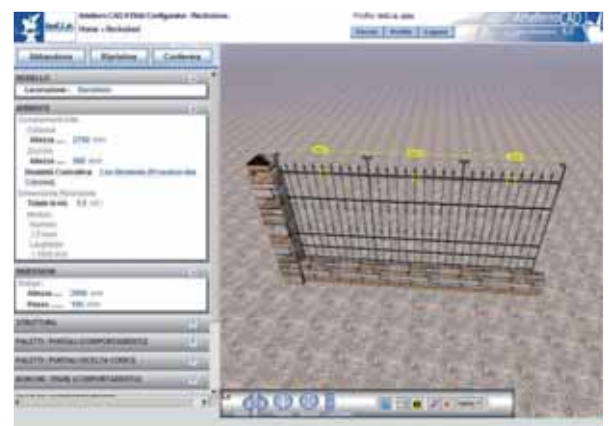
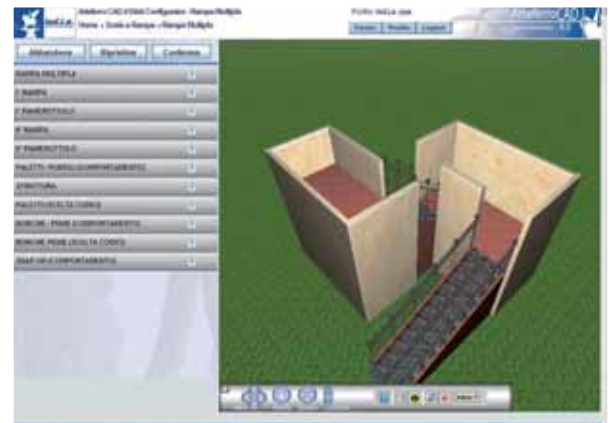
Ind.I.A. S.p.A. has strived for years to meet these needs by offering in its catalogues, which are already rich in illustrations with more than 2000 set pictures, a 3D design software program called Arteferro CAD. The software has proven itself a valuable tool in helping blacksmiths, architects and designers visualize and complete entire projects. Furthermore, it is an effective sales tool for attracting customers because; it enables users to play around with model designs, it is fast and easy to use, and it allows users to thoroughly view created designs, whether they are of staircases, gates, fences or something else.

The main change in the new version of the software, called Arteferro CAD 4 Web Configurator, is the fact that it will be offered exclusively online. This choice stems from the wish to offer the product to wrought iron "pros" and to others that have fallen in love with wrought iron and stainless steel. The software program is constantly updated as well, with the addition of new items and pre-built compositions free of charge.

The library of available products included in the software has more than 10,000 pieces, selected by India spa. It also includes the prestigious "Gonzato Design" line. The first release of the software program allows construction of wrought iron designs and will soon be followed by the library application concerning stainless steel.

Requirements for a correct working:

- Microsoft Internet Explorer 7
- Internet line
- A 3D graphic card with video resolution of 1280x1024 or more pixel is recommended





Via Vicenza, 6/14
36034 Malo (Vicenza) ITALY
TEL. (+39) 0445 580 580
FAX (+39) 0445 580 874
E-mail: india@arteferro.com
www.arteferro.com - www.arteferroinox.com
www.ilgrandefabbro.com - www.ironews.com



HOUSTON - U.S.A.

7947 MESA ROAD - HOUSTON
TEXAS 77028 - U.S.A.
PHONE: (+1) (713) 694-6065 / 1-800-772-4706
FAX: (+1) (713) 694-2055
www.indital.com - forgings@indital.com



MIAMI - U.S.A.

2955 N.W. 75th STREET
MIAMI, FLORIDA 33147 - USA
PHONE: (+1) (305) 836-9232 / 1-877-723-6743
FAX: (+1) (305) 836-4113
www.arteferromiami.com info@arteferromiami.com



AVELLINO - ITALY

Via Piano Alvanella 83024 MONTEFORTE IRPINO (AV)
Tel. (+39) 0825 68 00 81
Fax (+39) 0825 68 34 98
(Per Campania - Puglia - Calabria - Basilicata - Molise)
www.arteferrosud.it info@arteferrosud.it



FRANCE

Z.A.E. LA BAUME RN 113 - 34290 SERVIAN FRANCE
TEL. (+33) (0) 4.67.39.42.81 (lignes groupées)
Fax (+33) (0) 4.67.39.20.90
www.franceindia.com
france.india@wanadoo.fr



SPAIN

28500 ARGANDA DEL REY (MADRID) - ESPAÑA
C/ ABEDUL, 43 - Poligono "EL GUIJAR"
TEL. (+34) (91) 8701897 - 8700819
FAX (+34) (91) 8700820
info@arteferro.es www.arteferro.es



CROATIA

SIRKOVISCE bb 40324 GORICAN - HRVATSKA
PHONE (+385) (0)40 602 - 222
Fax PHONE (+385) (0)40 602-230
www.arteferro-dohomont.hr
info@arteferro-dohomont.hr



ROMANIA

Targoviste - Romania Soseaua Gaesti, (sat Colanu)
Judetul Dambovitia
Tel. (004) 0751060204, (004) 0745395590
Fax (004) 0745731210
E-mail: info@mobillforge.com



РОССИЯ

603092 Nizhny Novgorod (Russia)
Moskovskoje shosse, 320 B
TEL. (+7) (831) 296-19-99 FAX: (+7) (831) 279-28-63
www.arteferro.ru - info@arteferrorussia.com



UKRAINE

5, AVTOPARKOVA, 02660 Kiev - Ukraine
Tel.: (+38) (044) 4920331
Fax: (+38) (044) 4920332
E-mail: arteferroukraina@svitonline.com
www.arteferroukraina.com



POLAND

ul. Gierdziejewskiego 7
02-495 Warszawa POLAND
Tel +48 (22) 397-79-40
Fax +48 (22) 397-21-55
info@indiapoland.com - www.indiapoland.com



MEXICO

Av. E. Martínez Lara # 117 Parque Industrial MILIMEX
Carretera Sta. Rosa Km. 3 Apodaca,
Nuevo León C.P. 66637
Teléfono: (81) 1295-5094 / 1295-5095 - Fax: (81) 1295-5097
info@arteferromonterrey.com www.arteferromonterrey.com



BRASIL

RUA PADRE FEIJÓ, 480 CEP 95190-000
SÃO MARCOS / RS BRASIL
TEL. - FAX (+55) (0) 54 32911416
www.arteferrobrasil.com.br
arteferro@arteferrobrasil.com.br



ARGENTINA

Suarez 760
(1162) Capital Federal Buenos Aires
Republica Argentina
TEL./Fax (+54) 11 43012637
www.laherreria.com



CHILE

LOS ARRAYANES 250,
COMUNA DE COLINA,
SANTIAGO DE CHILE
TEL./FAX (+56) 2 738 7419
www.arteferročile.cl



SKANDINAVIEN

BRODALSVÄGEN 7 HUS X 433 38
PARTILLE - SWEDEN
TEL. +46 (0) 31 444060 - FAX. +46 (0) 31 444511
www.arteferroinox.se
info@arteferroinox.se

